


2022



Arizona Form 140 Resident Personal Income Tax Booklet

This Booklet Contains:

- Form 140 – Resident Personal Income Tax Return
- Form 140 Schedule A – Itemized Deduction Adjustments
- Form 204 – Extension Request

Where's my Refund?

Check your refund status at
www.AZTaxes.gov

Who can use Arizona Form 140?

You, and your spouse if married filing a joint return, may file Form 140 only if you are full year residents of Arizona.

You must use Form 140 rather than Form 140A or Form 140EZ to file for 2022 if any of the following apply to you.

- Your Arizona taxable income is **\$50,000 or more**.
- You received active duty military pay as a member of the U.S. Armed Forces.
- You received pay for active service as a reservist or a National Guard member.
- You are making adjustments to income.
- You itemize deductions.
- You claim tax credits other than the family income tax credit, the property tax credit or the credit for increased excise taxes.
- You are claiming estimated payments.



Pay your taxes by credit card!

American Express • Visa • Discover Card • MasterCard

Before using paper, E-File and select the Direct Deposit option

Fast: Faster processing of your refund and money in your account sooner. In some cases, 6 times faster.

Accurate: Fewer errors than paper forms. Online programs make it easy to ensure you don't miss anything important.

Affordable: If you qualify, it's free.

Paperless: Help the environment by reducing the paper usage.

CAUTION

The federal adjusted gross income that you use on your Arizona return may not be the same as the federal adjusted gross income from your federal tax return. Also, the federal Schedule A deductions used on the Arizona return may be different from the federal Schedule A deductions taken on your federal return.

Each year the Arizona State Legislature considers if they will adopt changes made to the federal tax law during the prior year. These forms assume the Legislature

will adopt all federal law changes made after January 1, 2022. If you use the amounts from your 2022 federal tax return to complete your Arizona return and the Legislature does not adopt the 2022 federal changes, you may have to amend your return at a later date for any difference between Arizona and federal law. For more details, visit www.azdor.gov and click on the link for 2022 conformity.

Notice

As a rule, the starting point for your Arizona return is your federal adjusted gross income. To take itemized deductions, you must start with the amount shown on the federal Schedule A. This is the case for 2022, except for changes Congress made to the federal tax code during 2022 if either of the following apply:

1. The changes affect how you figure your federal adjusted gross income

OR

2. The changes affect how you figure your itemized deductions.

When federal changes are made, Arizona legislature must adopt those changes if the Arizona starting points are to be kept the same. The legislature will address this issue when it is in session during 2023. We must publish these forms before this issue will be addressed by the legislature. When we went to print, Arizona had not yet adopted any federal tax law changes enacted after January 1, 2022.

What does this mean to you? It means that if any of the federal law changes made in 2022 apply to your 2022 return, you can opt to file your 2022 return using one of the following methods:

1. *You can wait and file your 2022 return after this issue has been addressed.*

To do this, you may need to ask for a filing extension. You must pay 90% of the tax due by the due date of the return before any extension.

2. *You can file your 2022 return assuming that the federal law changes will be adopted.* The 2022 tax forms make this assumption.

If you opt for method 2, one of the following will apply:

- If Arizona adopts the federal changes, you do not have to do anything more.
- If Arizona does not adopt all those changes, you may need to amend your 2022 Arizona return. Your amended return will have to show the difference between the Arizona law and the federal law. If this happens, we will post more details on our conformity webpage at <https://azdor.gov/legal/conformity-irc>.
- Generally, no penalties or interest will be assessed on these amended returns, if you follow the Department's instructions and pay any tax due when you file your original 2022 return and you file and pay the required amended return by the extended due date of your 2023 return.

3. *You can file your 2022 return assuming that we will not adopt the federal law changes.* If you opt for this method, you will have to do all of the following.

- You will have to research all of the federal changes made after January 1, 2022.
- You will have to figure out if any of those changes apply to you.
- You will have figure out how to make adjustments for those changes on your return.

If you opt for method 3, one of the following will apply:

- If Arizona does not adopt those changes, you do not have to do anything more.
- If Arizona adopts those changes, you may need to amend your 2022 Arizona return. Your amended return will have to show the difference between what you reported and what you should have reported. If this happens, we will post more details on our conformity webpage at <https://azdor.gov/legal/conformity-irc>.

Due date for Calendar Year Filers

Your 2022 individual income tax return is due by midnight on April 15, 2023. **Because April 15, 2023 falls on a weekend, and April 17, 2023 falls on a federal holiday, you have until Tuesday, April 18, 2023 to timely file your 2022 tax return.** If you file under a valid extension, your extended due date to file your income tax return is October 15, 2023. **Because October 15, 2023 falls on a weekend, you have until Monday, October 16, 2023 to timely file your 2022 tax return.**

2022 Changes to Income Tax Forms

Due to modifications to the 2022 Forms 140, 140NR and 140PY certain additions and subtractions (adjustments to Arizona Gross Income) have been moved from pages 1 and 2 to pages 5 (additions) and page 6 (subtractions).

2022 Individual Filing Threshold

The filing threshold used to determine if a taxpayer must file an Arizona individual income tax return was adjusted for inflation.

The filing threshold is based on a taxpayer's filing status and federal gross income excluding certain income that Arizona does not tax. A taxpayer must file if they are:

- Single and gross income is more than \$12,950;
- Married filing joint and gross income is more than \$25,900;
- Married filing separate and gross income is more than \$12,950; and
- Head of Household and gross income is more than \$19,400.

For more information and income that is excluded, see the table, *Arizona Filing Requirements*, provided on page 1 of the instructions for the income tax form you are filing

2022 Arizona Standard Deduction Amounts Adjusted

The 2022 Arizona standard deduction amounts are:

- \$12,950 for a single taxpayer or a married taxpayer filing a separate return;
- \$25,900 for a married couple filing a joint return; and
- \$19,400 for individuals filing a head of household return.

Change to Standard Deduction Increase for Charitable Contributions Computation

For taxpayers who do not itemized deductions on their 2022 Arizona income tax return and elect to take the standard deduction, the allowable Standard Deduction Increase was modified. For tax year 2022, the allowable portion of your charitable contributions used to compute your Standard Deduction Increased was increased from 25% to 27% of the qualified charitable contributions made during the tax year. Taxpayers must complete page 3 of their personal income tax form to claim the Standard

Deduction Increase. (Arizona Form 140, Form 140PY or Form 140NR)

2022 Individual Income Tax Rates

For 2022, Tax Tables X & Y were adjusted for inflation. Taxpayers with taxable income more than \$50,000 must use Tax Tables X and Y to compute their tax liability. Part-year residents and nonresidents must also use Tax Tables X and Y to compute their 2022 tax liability regardless of their taxable income.

The 2022 Optional Tax Table (for Arizona resident taxpayers with taxable income less than \$50,000) was also adjusted for inflation. To determine your tax liability, see the Optional Tax Table.

2022 Arizona Small Business Income (SBI) Tax

The tax rate applicable to small business taxable income reported on Forms 140-SBI, 140PY-SBI or Form 140NR-SBI was reduced from 3.5% in 2021 to 3.0% for 2022.

Credit for Contributions to Private School Tuition Organizations (Form 323)

The allowable current year credit for contributions to private school tuition organizations was adjusted for inflation purposes. For 2022, the maximum current year credit is:

- \$623 for single or head of household taxpayers;
- \$1,245 for married taxpayers filing a joint return; and
- \$623 for married taxpayers filing a separate return.

Credit for Contributions Made to Certified School Tuition Organizations (Form 348)

The allowable current year credit for contributions to a certified school tuition organization was adjusted for inflation purposes. For 2022, the maximum current year credit is:

- \$620 for single and head of household taxpayers;
- \$1,238 for married taxpayers filing a joint return; and
- \$620 for married taxpayers filing a separate return.

Repealed Individual Tax Credits

Beginning with tax year 2022, the following income tax credits have been repealed. Taxpayers who claimed either of these credits and established unused carryover amounts from prior tax years, may still claim the carryover amounts for the remaining 5-year carryover period allowed by the credit.

- Pollution Control Credit (Form 315)
- Employment by a Healthy Forest Enterprise Credit (Form 332)

New Individual Tax Credits

Affordable Housing Tax Credit (Form 354)

Beginning with tax year 2022, Arizona allows an individual taxpayer to claim a nonrefundable tax credit for projects in

this state that qualify for the federal low-income housing tax credit under section 42 of the Internal Revenue Code (IRC) that are placed in service from and after June 30, 2022 in an amount equal to at least fifty-percent (50%) of the amount of the federal credit allowed in each taxable during the federal credit. Arizona Revised Statute § 43-1074

The tax credit may claimed on either the individual's personal income tax return (Form 140, 140NR or 140PY) or the Small Business Income tax return, if filing. (Form 140-SBI, 140NR-SBI or 140PY-SBI)

For more information, see Credit Form 354 and instructions.

Pass-Through Entity (PTE) Tax (Credit Form 355)

Beginning with tax year 2022, Arizona allows an individual partner or an individual shareholder of a partnership/S Corporation a nonrefundable tax credit for the taxes paid by the PTE on the individual's behalf for their share of the income distributed to the partner/shareholder. If the allowable credit exceeds the taxes otherwise due on the claimants income, or if the there are no taxes due, the amount of the claim not used to offset taxes may be carried for not more than five consecutive taxable years as a credit against subsequent years' income tax liability. Arizona Revised Statute § 43-1077

For more information, see Credit Form 355, *Credit for Entity-Level Tax*, and instructions.

An individual taxpayer who claims the allowable PTE tax credit, must also adjust their Arizona gross income by adding the amount of the tax payment made by the PTE for which the tax credit is claimed.

A taxpayer who is claiming this credit on their personal income tax return, the add-back adjustment is reported on page 5, "Other Additions to Arizona Gross Income" and included in the total amount reported on the income tax return. Arizona Revised Statute § 43-1021.

2022 Resident Personal Income Tax Return

For information or help, call one of the numbers listed:

Phoenix (602) 255-3381
From area codes 520 and 928, toll-free (800) 352-4090

Tax forms, instructions, and other tax information

If you need tax forms, instructions, and other tax information, go to the department's website at www.azdor.gov.

Income Tax Procedures and Rulings

These instructions may refer to the department's income tax procedures and rulings for more information. To view or print these, go to our website select *Reports, Statistics and Legal Research* from the main menu then click on *Legal Research* and select a *Document Type* and *Category* from the drop down menus.

Publications

To view or print the department's publications, go to our website and click on *Reports, Statistics and Legal Research* from the main menu and then click on *Publications* in the left hand column.

e-file

Leave the Paper Behind - e-file!

- **Quicker Refunds**
- **Accurate**
- **Proof of Acceptance**
- **Free ****

No more paper, math errors, or mailing delays when you *e-file!*

Get your refund quicker with direct deposit.

E-file today and pay by April 18, 2023 to avoid penalties and interest.

E-file through an authorized IRS/DOR *e-file* provider or by using your personal computer and the Internet.

Visit our website at www.azdor.gov for a listing of approved *e-file* providers and on-line filing sources.

** For free *e-file* requirements, check out our website at www.azdor.gov.

AVOID PROCESSING DELAYS: *Are you mailing your Arizona income tax return? If you are mailing your return to the department, see the last page of these instructions for assembly order (form sequence) information.*

Who Must Use Form 140?

You (and your spouse, if married filing a joint return) may file Form 140 only if both of you are full year residents of Arizona.

You **must** use Form 140 rather than Form 140A or Form 140EZ to file for 2022 if any of the following apply to you:

- Your Arizona **taxable income** is \$50,000 or more, regardless of filing status.
- You are making adjustments to income.
- You itemize deductions.

(Continued on next column.)

- You claim tax credits other than the family income tax credit, the credit for increased excise taxes, or the property tax credit.
- You are claiming estimated payments.

Do You Have to File?

| Arizona Filing Requirements These rules apply to all Arizona taxpayers. | |
|--|--|
| You must file if you are: | and your gross income is more than: |
| ● Single | \$12,950 |
| ● Married filing joint | \$25,900 |
| ● Married filing separate | \$12,950 |
| ● Head of Household | \$19,400 |
| If you are an Arizona resident, you must report income from all sources including out-of-state income. | |
| To see if you have to file, figure your gross income the same as you would figure your gross income for federal income tax purposes. Then, you should exclude income that Arizona law does not tax. Income that Arizona law does not tax includes: | |
| <ul style="list-style-type: none"> ● interest from U.S. Government obligations; ● social security retirement benefits received under Title II of the Social Security Act; ● benefits received under the Railroad Retirement Act, tier 1 or tier 2 railroad retirement benefits, railroad disability benefits reported on federal forms RRB-1099 and RRB-1099-R, railroad unemployment benefits and railroad sickness payments paid by the Railroad Retirement Board; ● pay received for active service as a member of the Reserves, National Guard or the U.S. Armed Forces; or ● benefits, annuities and pensions as retired or retainer pay of the uniformed services of the United States. | |

NOTE: *Even if you are not required to file, you must still file a return to get a refund of any Arizona income tax withheld.*

Do You Have to File if You Are an American Indian?

You must file if you meet the Arizona filing requirements unless **all** the following apply to you:

- You are an enrolled member of an Indian tribe.
- You live on the reservation established for that tribe.
- You earned **all** of your income on that reservation.

For information on the Arizona tax treatment of American Indians, see the department's ruling, ITR 96-4, *Income Taxation of Indians and Spouses*.

Do You Have to File if You Are the Spouse of an American Indian and You Are Not an Enrolled Indian?

You must file if you meet the Arizona filing requirements. For more information, see the department's ruling, ITR 96-4, *Income Taxation of Indians and Spouses*.

Do You Have to File if You Are in the Military?

You must file if you meet the Arizona filing requirements unless **all** of the following apply to you:

- You are an active duty member of the United States armed forces.
- Your only income for the taxable year is pay received for active duty military service.
- There was no Arizona tax withheld from your active duty military pay.

If Arizona tax was withheld from your active duty military pay, you must file an Arizona income tax return to claim any refund you may be due from that withholding.

You must also file an Arizona income tax return if you have any other income besides pay received for active duty military service.

If you were an Arizona resident when you entered the service, you remain an Arizona resident, no matter where you are stationed, until you establish a new domicile.

As an Arizona resident, you must report all of your income to Arizona, no matter where you are stationed. You must include your military pay, but using Form 140, you may subtract all pay received for active duty military service to the extent it is included in your federal adjusted gross income.

If you are **not** an Arizona resident, but stationed in Arizona, the following apply to you:

- You are not subject to Arizona income tax on your military pay.
- You must report any other income you earn in Arizona using Form 140NR, *Nonresident Personal Income Tax Return*.

To find out more, see the department's publication, Pub. 704, *Taxpayers in the Military*.

If You Included Your Child's Unearned Income on Your Federal Return, Does Your Child Have to File an Arizona Return?

No. In this case, the child should not file an Arizona return. The parent must include that same income in his or her Arizona taxable income.

Determining Residency Status

If you are not sure if you are an Arizona resident for state income tax purposes, we may be able to help. For more information, see the department's procedure, ITP 92-1, *Procedure For Determining Residency Status*.

Residents

You are a resident of Arizona if your domicile is in Arizona. Domicile is the place where you have your permanent home. It is where you intend to return if you are living or working temporarily in another state or country. If you leave Arizona for a temporary period, you are still an Arizona resident while gone. An Arizona resident is subject to Arizona tax on all income no matter where the income is earned.

Part-Year Residents

If you are a part-year resident, you must file Arizona Form 140PY, *Part-Year Resident Personal Income Tax Return*. You are a part-year resident if you did **either** of the following during 2022:

- You moved into Arizona with the intent of becoming a resident.
- You moved out of Arizona with the intent of giving up your Arizona residency.

Nonresidents

If you are a nonresident (including nonresident aliens), you must file Arizona Form 140NR, *Nonresident Personal Income Tax Return*.

What if a Taxpayer Died?

If a taxpayer died before filing a return for 2022, the taxpayer's spouse or personal representative may have to file and sign a return for that taxpayer. A personal representative can be an executor, administrator, or anyone who is in charge of the deceased taxpayer's property.

If the deceased taxpayer did not have to file a return but had tax withheld, a return must be filed to get a refund.

The person who files the return should use the form the taxpayer would have used. The person who files the return should print the word "deceased" after the decedent's name and enter the date of death after the decedent's name.

If your spouse died in 2022 and you did not remarry in 2022 or if your spouse died in 2023 before filing a return for 2022, you may file a joint return. If your spouse died in 2022, the joint return should show your spouse's 2022 income before death and your income for all of 2022. If your spouse died in 2023, before filing the 2022 return, the joint return should show all of your income and all of your spouse's income for 2022. Print "Filing as surviving spouse" in the area where you sign the return. If someone else is the personal representative, he or she must also sign the return.

Are Any Other Returns Required?

You may also have to file a fiduciary income tax return (Form 141AZ). For details about filing a fiduciary income tax return, call the department at (602) 255-3381.

Claiming a Refund for a Deceased Taxpayer

If you are claiming a refund for a deceased taxpayer, you **must** complete Arizona Form 131, *Claim for Refund on Behalf of Deceased Taxpayer*.

If you are claiming a refund on Form 140-SBI for a deceased taxpayer, you must also complete Arizona Form 131-SBI, *Claim for Refund on Behalf of Deceased Taxpayer*. Place both forms on top, when mailing the returns.

What are the Filing Dates and Penalties?

NOTE: *If the due date for an income tax or related payment falls on a weekend and/or legal holiday, the filing or payment is considered timely if filed or paid on the next business day and that business day is a day other than Saturday, Sunday or a legal holiday.*

When Should You File?

Your 2022 calendar year tax return is due no later than midnight, April 15, 2023. File your return as soon as you can after January 1, 2023, but no later than April 15, 2023. **Because April 15, 2023 falls on a weekend, and April 17th falls on a federal holiday, you have until Tuesday, April 18, 2023 to timely file your 2022 tax return.**

If you are a fiscal year filer, your return is due on the 15th day of the fourth month following the close of your fiscal tax year.

What if You Cannot File on Time?

You may request an automatic 6-month extension if you know you will not be able to file on time. If you request an extension to file your 2022 calendar year tax return, your due date is October 15, 2023. **Because October 15, 2023 falls on a weekend, you have until Monday, October 16, 2023 to timely file your 2022 tax return.**

NOTE: *An extension does not extend the time to pay your income tax. See the instructions for Arizona Form 204.*

To get a filing extension, you can either

- Apply for a state extension (Arizona Form 204). To apply for a state extension, file Form 204 by April 18, 2023. See Form 204 for details. You do not have to include a copy of the extension with your return when you file, but make sure that you check box **82F** (above your name) on page 1 of the return. If you must make a payment, use Arizona Form 204, or visit www.AZTaxes.gov to make an electronic payment.
- Use your federal extension (federal Form 4868). File your Arizona return by the same due date. You do not have to include a copy of your federal extension with your return, but make sure that you check box **82F** (above your name) on page 1 of the return.

When Should You File if You Are a Nonresident Alien?

As a Nonresident Alien, do not file Form 140. Use Form 140NR, *Nonresident Personal Income Tax Return*, to report your Arizona sourced income. File Form 140NR-SBI if you elect to report your Arizona sourced small business income on the Small Business Income Tax Return. **See the instructions for Form 140NR for your filing due date(s).**

What if You File or Pay Late?

If you file or pay late, we will charge you interest and penalties on the amount you owe. If the U.S. Post Office postmarks your 2022 calendar year return by April 18, 2023 your return will not be late. You may also use certain private delivery services designated by the Internal Revenue Service (IRS) to meet the “timely mailing as timely filed” rule. For more information, see “*Mailing Your Return*” at the end of these instructions.

Late Filing Penalty

If you file late, we will charge you a late filing penalty. This penalty is 4½% (.045) of the tax required to be shown on the return for each month or fraction of a month the return is late. This penalty cannot exceed 25% (.25) of the tax found to be remaining due.

Late Payment Penalty

If you pay your tax late, we will charge you a late payment penalty. This penalty is ½ of 1% (.005) of the amount shown as tax for each month or fraction of a month for which the failure continues. We charge this penalty from the original due date of the return until the date you pay the tax. This penalty cannot exceed a total of 10% (.10) of the unpaid tax.

Extension Underpayment Penalty

If you file your return under an extension, you must pay 90% (.90) of the tax shown on your return by the return's original due date. If you do not pay this amount, we will charge you a penalty. This penalty is ½ of 1% (.005) of the tax not paid for each 30-day period or a fraction of a 30-day period. We charge this penalty from the original due date of the return until the date you pay the tax. This penalty cannot exceed 25% (.25) of the unpaid tax. If we charge you the extension underpayment penalty, we will not charge you the late payment penalty under Arizona Revised Statutes (A.R.S.) § 42-1125(D).

NOTE: *If you are subject to two or more of the above penalties, the total cannot exceed 25%.*

Interest

We charge interest on any tax not paid by the due date. We will charge you interest even if you have an extension. If you have an extension, we will charge you interest from the original due date until the date you pay the tax. The Arizona interest rate is the same as the federal rate.

When Should You Amend a Return?

If you need to make changes to your return after you have filed, **do not** file a new return using Form 140. You must file Arizona Form 140X, *Individual Amended Income Tax Return*. File your amended return after your original return has processed. Generally, you have four years to amend a return to claim a refund.

If you amend your federal return for any year, you must also file an Arizona Form 140X for that year.

If the IRS makes a change to your federal taxable income for any year, you must report that change to Arizona. You must file

Form 140X within 90 days of the final determination of the IRS. You may use one of the following two options to report this change.

Option 1

You may file a Form 140X for that year. If you choose this option, you must amend and mail your Arizona return within 90 days of the final determination of the IRS. Include a complete copy of the federal notice with your Form 140X.

Option 2

You may file a copy of the final federal notice with the department within 90 days of the final determination of the IRS. If you choose this option, you must include a statement in which you must:

1. Request that the department recompute your tax **and**
2. Indicate if you agree or disagree with the federal notice.

If you do not agree with the federal notice, you must also include any documents that show why you do not agree. If you choose Option 2, mail the federal notice and any other documents to

Individual Income Audit
 Arizona Department of Revenue
 PO Box 29084
 Phoenix, AZ 85038-9084

Do You Need to Make Arizona Estimated Payments in 2023?

| | | |
|---|--|---|
| You must make Arizona estimated income tax payments during 2023 if: | | |
| Your filing status is: | AND your Arizona gross income for 2022 was greater than: | AND your Arizona gross income for 2023 is greater than: |
| Single | \$75,000 | \$75,000 |
| Married filing joint | \$150,000 | \$150,000 |
| Married filing separate | \$ 75,000 | \$ 75,000 |
| Head of Household | \$ 75,000 | \$ 75,000 |

If you met the income threshold for 2022, you must make estimated payments during 2023 unless you are sure you will not meet the threshold for 2023. As a full year resident, your Arizona gross income is your federal adjusted gross income. Your Arizona gross income is on line 12 of the 2022 Form 140.

Use the worksheet for Arizona Form 140ES to figure how much your payments should be. For more information about making estimated payments, see the department’s publication, Pub. 012, *Arizona Individual Estimated Income Tax Payments*.

What if You Make Your Estimated Payments Late?

We will charge you a penalty if you are late or if you fail to make any required payments. See Arizona Form 221.

Can You Make Estimated Payments Even if You Do Not Have To?

If you do not have to make Arizona estimated income tax payments, you may still choose to make them. For details, see Arizona Form 140ES.

Line-by-Line Instructions

Tips for Preparing Your Return

- You must complete your federal return before you can start your Arizona return.
- Make sure that you enter your Social Security Number (SSN) on your return.
- Complete your return using black ink.
- You **must** round dollar amounts to the nearest whole dollar. If 50 cents or more, round up to the next dollar. If less than 50 cents, round down. Do not enter cents.
- If you are mailing your return, see the last page of these instructions for the assembly order.
- Make sure you include your daytime telephone number.
- If filing a fiscal year return, fill in the period covered.

DO YOU HAVE A COMPLICATED RETURN?

E-file makes filing a complex return simple!

For a list of approved software visit www.azdor.gov

E-file software offers:

- easy step-by-step instructions
- error detection before filing
- Easy form selection
- Maximum deductions

Entering Your Name, Address, and SSN

Lines 1, 2, and 3

NOTE: *Make sure you enter your SSN on the appropriate line and your SSN is correct. If you are filing a joint return, also make sure you enter your SSNs in the same order every year.*

Enter your name, address, and SSN in the space provided. If you are filing a joint return, enter your SSNs in the same order as your first names. If your name appears first on the return, make sure your SSN is the first number listed.

If you are married filing separately, enter your name and SSN on the first line 1. Enter your spouse’s name and SSN on the second line 1.

Make sure that you enter your SSN on your return. Make sure that all SSNs are clear and correct. You may be subject to a penalty if you fail to include your SSN. It will take longer to process your return if SSNs are missing, incorrect, or unclear.

Use your current home address. The department will mail your refund to or correspond with you at that address.

For a deceased taxpayer, see page 2 of these instructions.

Foreign Addresses

If you have a foreign address, enter the information in the following order: city, province or state, and country. Follow the country's practice for entering the postal code. Do not abbreviate the country name.

Last Names Used in Last 4 Prior Years

If the last name that you or your spouse are using on this return is not the same as the last name you or your spouse used on returns filed in the last 4 years, enter any other last name(s) that you or your spouse used when filing your return during that period.

Identification Numbers for Paid Preparers

If you pay someone else to prepare your return, that person must also include an identification number where requested. A paid preparer may use any of the following:

- his or her PTIN;
- his or her SSN; or
- the EIN for the business.

A paid preparer who fails to include the proper identification number may also be subject to a penalty.

Determining Your Filing Status

The filing status that you use on your Arizona return may be different from that used on your federal return.

Use this section to determine your filing status. Check the correct box (4 through 7) on the front of Form 140.

If you qualify as married for federal purposes, you qualify as married for Arizona purposes and must file using the status of either married filing joint or married filing separate.

If you are single, you must file as single or if qualified you may file as head of household (see the instructions for box 5).

Box 4 - Married Filing Joint Return

If you are married and filing a joint return, check box 4.

You may file a joint return if you were married as of December 31, 2022. It does not matter whether or not you were living with your spouse. You may file a joint return, even if you and your spouse filed separate federal returns.

You may file a joint return if your spouse died during 2022 and you did not remarry in 2022. See page 2 of these instructions for details.

Arizona Form 140 is for full year residents **only**. You may not file a joint income tax return on Form 140 if any of the following apply:

- Your spouse is a nonresident alien (citizen of and living in another country).
- Your spouse is a resident of another state.
- Your spouse is a part-year Arizona resident.

If filing a joint return with your nonresident spouse, you must file a joint return using Arizona Form 140NR. See Form 140NR instructions.

If filing a joint return with your part-year resident spouse, you must file a joint return using Arizona Form 140PY. See Form 140PY instructions. For more information on filing a joint tax return with your part-year resident or nonresident spouse, see the department's ruling, ITR 14-1, *Filing a Joint Tax Return When a Resident Spouse is Married to a Part-Year Resident or Nonresident*.

Box 4a - Injured Spouse Protection of Joint Overpayment

Check box 4a **only** if you and your spouse are filing a joint return **and** you or your spouse qualify as an injured spouse and are requesting protection from application of any joint overpayment against the other spouse's delinquencies or debts for back child support, court fees, and fees to counties, cities or educational institutions. **The taxpayer (spouse) requesting injured spouse protection must have Arizona income with taxes withheld and reported on their own Form W-2 or Form 1099.**

NOTE: *You cannot use Form 203 to request protection from offset for past-due federal taxes. You must contact the IRS.*

You **must** complete Arizona Form 203, *Request for Injured Spouse Protection from Application of Joint Overpayment Against Spouse's Delinquencies and Debts*, and include that form with your tax return when filed. For more information, see the instructions for Form 203.

Box 5 - Head of Household Return

If you are filing as a head of household, check box 5. Enter the name of the qualifying child or dependent in the space provided. You may file as head of household on your Arizona return only if one of the following applies:

- You qualify to file as head of household on your federal return; or
- You qualify to file as a qualifying widow or widower on your federal return.

Box 6 - Married Filing Separate Return

If you are married and filing a separate return, check box 6. Enter your spouse's name and SSN on the second line 1.

If you were married as of December 31, 2022, you may choose to file a separate return. You may file a separate return, even if you and your spouse filed a joint federal return.

Arizona is a community property state. If you file a separate return, you must figure out how much income to report using community property laws. Under these laws, a separate return must reflect one-half of the community income from all sources plus any separate income.

When you file separate returns, you must account for community deductions and credits on the same basis as community income. Both you and your spouse must either itemize or not itemize. If one of you itemizes, you both must itemize. If one of you takes a standard deduction, you both must take a standard deduction. One of you may not claim a standard deduction while the other itemizes.

If you and your spouse support a dependent child from community income, either you or your spouse may claim the dependent. Both of you cannot claim the same dependent on both returns. For more information, see the department's rulings, ITR 93-18, *Income Reporting Requirements for Married Arizona Residents Who File Separate Arizona Individual Income Tax Returns*; and ITR 93-19, *Deductions, Exemptions, and Credits for Married Taxpayers Who File Separate Arizona Individual Income Tax Returns*.

NOTE: *In some cases you may treat community income as separate income. For more information, see the department's ruling, ITR 93-22, When Community Income May Be Treated as Separate Income.*

If one spouse is a resident and the other spouse is not, other special rules may apply when filing a separate return. See the department's ruling, ITR 93-20, *Income Reporting Requirements of Resident and Nonresident Spouses Who File Separate Arizona Individual Income Tax Returns*; and see the department's publication, Pub. 200, *Income Tax Issues Affecting Married and Divorced Taxpayers*.

Box 7 - Single Return

If you are filing as single, check box 7.

Use this filing status if you were single on December 31, 2022. You are single if any of the following apply to you:

- You have never been married.
- You are legally separated under a decree of divorce or of separate maintenance.
- You were widowed before January 1, 2022, and you did not remarry in 2022, and you do not qualify to file as a qualifying widow or widower with dependent children on your federal return.

NOTE: *If you got divorced during the year, see the department's ruling, ITR 14-2, Reporting Income, Deductions, Exemptions, and Withholding for Divorced Individuals for the Year of Divorce; and publication, Pub. 200, Income Tax Issues Affecting Married and Divorced Taxpayers.*

Exemptions - Boxes 8, 9, and 11a

Enter the **number** of exemptions you are claiming in boxes 8, 9, and 11a. **Do not put a check mark or an "X"**. You may lose the exemption if you put a checkmark or "X" in these boxes.

Box 8 - Age 65 or Over

NOTE: *If a taxpayer's 65th birthday was January 1, 2023 (born 1/1/1958), that person is considered to be age 65 at the end of 2022 for federal income tax purposes and likewise for Arizona income tax purposes.*

- If you are single or filing as head of household, enter "1" in box 8 if you were 65 or older in 2022 and not claimed as a dependent by another taxpayer.
- If you are married filing a joint return, enter "1" in box 8 if you were 65 or older and not claimed as a dependent by another taxpayer or your spouse was 65 or older in 2022 and not claimed as a dependent by another taxpayer.

Enter "2" in box 8 if both you and your spouse were 65 or older in 2022 and neither of you are claimed as a dependent by another taxpayer.

- If you are married and filing a separate return, enter "1" in box 8 if you were 65 or older and not claimed by another taxpayer. You cannot take an exemption for your spouse. Your spouse, if 65 or older and not claimed by another taxpayer, may take this exemption on their own separate return.

Box 9 - Blind

If you or your spouse were partially blind as of December 31, 2022, you must get a statement certified by your eye doctor or registered optometrist that either:

- You cannot see better than 20/200 in your better eye with glasses or contact lenses **or**
- Your field of vision is 20 degrees or less.

If your eye condition is not likely to improve beyond the conditions listed above, you can get a statement certified by your eye doctor or registered optometrist to that effect instead. You must keep the statement for your records.

- If you are single or filing as head of household, enter "1" in box 9 if you are totally or partially blind.
- If you are married filing a joint return, enter "1" in box 9 if you **or** your spouse is totally or partially blind.

Enter "2" in box 9 if both you **and** your spouse are totally or partially blind and your spouse meets the above criteria.

- If you are married and filing a separate return, you may take an exemption for yourself if you are totally or partially blind. You may only claim an exemption for your spouse if (1) your spouse is totally or partially blind, (2) has no Arizona adjusted gross income for the calendar year, and (3) is not the dependent of another taxpayer.

Enter "1" in box 9 if you are totally or partially blind **or** your spouse is totally or partially blind **and** your spouse meets the above criteria.

Enter "2" in box 9 if you are totally or partially blind **and** your spouse is totally or partially blind **and** your spouse meets the above criteria.

Box 11a - Qualifying Parents and Grandparents

NOTE: *If a person who is a qualifying parent or grandparent also qualifies as your dependent, you may include that person as a dependent in box 10b, **or** you may claim that person as a qualifying parent or grandparent in box 11a. You may **not** include the same person in both box 10b and box 11a.*

You must complete the qualifying parent and grandparent section (lines 11b and 11c) on page 1 (and Part 2 on page 4, if more space is needed) before you can total your exemptions for qualifying parents and grandparents. **Be sure to check the box on page 1 indicating you are completing page 4.**

A qualifying parent or grandparent may be any one of the following:

- Your parent, grandparent, or great-grandparent, etc.
- If married filing a joint return, your spouse's parent, grandparent, or great-grandparent, etc.

You may claim this exemption if **all** of the following apply:

1. The parent, grandparent, or great-grandparent was 65 years old or older during 2022.
2. The parent, grandparent, or great-grandparent lived in your principal residence for the entire taxable year.

If your parent or grandparent died during the taxable year, this requirement will still be met if he or she lived with you for the entire part of the year in which he or she was alive. Temporary absences by the parent or grandparent for special circumstances, such as a hospital stay or care in a hospice facility, count as time lived in the taxpayer's principle residence.

3. You paid more than one-half of the support and maintenance costs of the parent or grandparent during the taxable year.

To help you determine if you paid more than one-half of your parent or grandparent's support during the taxable year, it is recommended that you review the department's procedure, ITP 14-1, *Procedure for Determining Support for Purposes of the Parents and Grandparents Exemption Allowed under A.R.S. § 43-1023(C)* and complete the worksheet. Keep the worksheet for your records.

4. The parent or grandparent required assistance with activities of daily living.

The term "activities of daily living" means two or more of the following listed categories. Activities of daily living include both basic activities of daily living and instrumental activities of daily living. The categories of activities of daily living are: dressing, eating, ambulating, toileting, medicating and hygiene, shopping, housekeeping, managing personal finances, basic communication, food-preparation, and transportation.

For more information regarding what the term "activities of daily living" means when determining an Arizona resident taxpayer's eligibility for this exemption, see the department's ruling, ITR 14-3, *"Activities of Daily Living" for the Purpose of the Exemption Allowed Under A.R.S. § 43-1023(C)*.

To help you determine if your parent or grandparent required assistance with activities of daily living to meet this requirement, it is recommended that you review the department's procedure, ITP 14-2, *Procedure for Determining Whether a Parent or Grandparent Requires Assistance with Activities of Daily Living for Purposes of the Exemption Allowed under A.R.S. § 43-1023(C)* and complete the checklist. Keep the checklist for your records.

Lines 11b and 11c

For each qualifying parent and grandparent, enter the following information:

- a) first and last name;
- b) social security number;
- c) relationship to taxpayer;
- d) the number of months this person lived in your home;
- e) check this box if the person is age 65 or over;
- f) check this box if the person died in 2022.

You may lose the exemption for qualifying parents and grandparents if you do not furnish this information. Enter the total number of qualifying parents/grandparents in box 11a.

Dependents - Boxes 10a and 10b

Boxes 10a and 10b

Boxes 10a and 10b identify the *number* of your qualifying dependents that are either under the age of 17 (box 10a) or age 17 and over (box 10b). This information is used to compute the allowable Dependent Tax Credit. Include only those dependents in box 10a or 10b that you are using to compute the allowable Dependent Tax Credit claimed on line 49.

NOTE: *If a person who is a qualifying parent or grandparent also qualifies as your dependent, you may include that person as a dependent in box 10b to compute the allowable Dependent Tax Credit, or you may claim that person as a qualifying parent or grandparent in box 11a. You may **not** include the same person in both box 10b and box 11a.*

Lines 10c through 10e

You must complete the dependent information section (lines 10c through 10e) on page 1 (and Part 1 on page 4, if more space is needed) for each person counted in either box 10a or 10b. **Be sure to check the box on page 1 indicating you are completing page 4.**

You may claim only those individuals that qualify as your dependent for federal purposes. For each qualifying individual, enter the following information:

- a) first and last name;
- b) social security number;
- c) relationship to taxpayer;
- d) the number of months this person lived in your home;

Temporary absences: Your child or dependent is considered to have lived with you during periods of time when temporarily absent due to special circumstances such as: illness, education, business, or vacation. Your child is also considered to have lived with you during any required hospital stay following birth, as long as the child would have lived with you during that time but for the hospitalization.

- e) - check box 1 (for box 10a) if this person is under the age of 17 or
- check box 2 (for box 10b) if this person is age 17 or over;
and
- f) check the box if you did not claim this person on your federal return due to educational credits.

NOTE: *If you did not claim a dependent who is a student on your federal return in order to allow the student to claim a federal education credit on the student's federal return, you may still claim the dependent on your Arizona return.*

For more information, see the department's ruling, ITR 05-2, Will Arizona Allow a Dependent Exemption When a Taxpayer Does Not Claim Federal Exemption in Order to Claim the Education Credit?

You may lose the dependent tax credit if you do not furnish this information. Enter the total number of dependents in box 10a and 10b.

Totaling Your Income

Line 12 - Federal Adjusted Gross Income

You must complete your federal return before you enter an amount on line 12. You must complete a 2022 federal return to determine your federal adjusted gross income, even if you are not filing a federal return.

Arizona uses federal adjusted gross income as a starting point to determine Arizona taxable income. Your federal adjusted gross income is your Arizona gross income.

NOTE: *Be sure to use your federal adjusted gross income and not your federal taxable income.*

If the amount on line 12 is more than \$75,000 (\$150,000 if filing a joint return), you may need to make estimated payments. See "Do You Need to Make Estimated Payments in 2023?" on page 4.

Arizona Small Business Income Tax Return

Individuals *may* elect to report their small business income on Arizona Form 140-SBI, *Small Business Income (SBI)*, for the small business income amount included in their federal adjusted gross income.

An individual's small business income is reported on federal Schedules B, C, D, E, F and Form 4797 (for amounts not included on Schedule D). For more information, see Form 140-SBI and instructions.

Additional information and guidance can be found in the department's Publication 712, *Summary of Arizona Small Business Income and Taxation*.

How do I elect to report Small Business Income on Arizona Form 140-SBI?

Taxpayers make the election by simply completing Form 140-SBI reporting their small business income **and including the completed form with their Arizona Form 140 tax return, when filed.**

NOTE: *You must include Form 140-SBI with your Form 140, when filed. If you do not include Form 140-SBI with your Form 140, processing of your return may be delayed or your subtraction on line 13 may be denied. See the Mailing instructions for the correct address when mailing both Form 140 and Form 140-SBI.*

Modified Federal Adjusted Gross Income

Line 13 - Small Business Income

If you elect to report your small business income on Arizona Form 140-SBI, check the box on line 13 and enter the amount of small business income reported on Form 140-SBI, line 10.

Line 14 – Modified Federal Adjusted Gross Income

Subtract line 13 from line 12.

Additions to Income

NOTE:

- *If you are electing to report your small business income on Form 140-SBI and if any of the following additions are directly related to the small business income, report that addition on Form 140-SBI. If the addition is not directly related to small business income, make the addition on Form 140.*
- *If you are not filing Form 140-SBI, make that addition on Form 140.*

Line 15 - Non-Arizona Municipal Interest

If you are making the small business election and this addition is directly related to small business income reported on Form 140-SBI, do not report the addition on Form 140, enter the addition on Form 140-SBI.

Enter the amount of interest income from non-Arizona municipal bonds that you did not include as income on your federal return.

You may exclude any expenses incurred to purchase or carry the obligation. Reduce the interest income by the amount of those expenses that you could not deduct on your federal return.

If you received tax exempt interest from municipal bonds, keep a schedule listing the payors and the amount received from each payor for your records. You should also keep supporting documents for amounts received from Arizona municipal bonds that are exempt from Arizona income tax. These may be items such as bank statements, brokerage statements, etc.

Line 16 - Partnership Income Adjustment

If you are making the small business election and this addition is directly related to small business income reported on Form 140-SBI, do not report the addition on Form 140, enter the addition on Form 140-SBI.

Complete line 16 if you received an Arizona Form 165 Schedule K-1 and line 3 shows a difference between federal and state distributable income.

If the difference reported on line 3 of your Form 165 Schedule K-1 is a positive number, enter that difference as an addition on line 16.

NOTE: *If the difference reported on line 3 of your Form 165 Schedule K-1 is a negative number, enter the difference on 27.*

Line 17 - Total Federal Depreciation

If you are making the small business election and this addition is directly related to small business income reported on Form 140-SBI, do not report the addition on Form 140, enter the addition on Form 140-SBI.

Enter the total amount of depreciation deducted on your federal return. If you make an entry here, you should also take a subtraction on line 26. To figure out how much you should subtract, see the instructions for line 26.

Line 18 - Other Additions to Arizona Gross Income**NOTE:**

- If you are electing to report your small business income on Form 140-SBI and if any of the following “other additions” are **directly related to the small business income**, report that addition on Form 140-SBI. If the addition is **not** directly related to small business income, make the addition on Form 140.
- If you are not filing Form 140-SBI, make that “other addition” on Form 140.

Use line 18 if any of the following special circumstances apply.

NOTE: If you are reporting any adjustment on line 18 complete the schedule on page 5 of your tax return, Other Additions to Arizona Gross Income, and include it with your return.

If you are not reporting any adjustment on line 18, do **not** include page 5 with your return.

You may either add (on line 18) or subtract (on line 36) items A and B, depending on your situation.

A. Married Persons Filing Separate Returns

If you file a separate Arizona return, you must report the following income on that return:

- one-half of the community income from all sources, and
- all of your separate income.

If you and your spouse file a joint federal return but separate Arizona returns, you must make sure that each separate return reflects the correct income. If you begin your Arizona return with only the income that you earned during the year, you will have to adjust this income.

If you file separate federal returns, each of your federal returns should already reflect the correct income. Since your separate Arizona returns will begin with the federal adjusted gross income, you will not have to adjust your income.

If you adjust your income, keep a schedule for your records of how you figured your adjustment. For more information, see the department’s publication, Pub. 200, *Income Tax Issues Affecting Married and Divorced Taxpayers*.

B. Fiduciary Adjustment

If you are making the small business election and this addition is directly related to small business income reported on Form 140-SBI, do not report the addition on Form 140, enter the addition on Form 140-SBI.

A fiduciary uses Arizona Form 141AZ Schedule K-1 to report to you your share of the fiduciary adjustment from the trust or estate.

Line 3 of Form 141AZ Schedule K-1 shows your share of the fiduciary adjustment from the estate or trust. If the amount reported on line 3 of your Form 141AZ Schedule K-1 is a positive number, include that amount on line 18.

NOTE: If the amount reported on line 3 of your Form 141AZ Schedule K-1 is a negative number, include that amount as an Other Subtraction on line 36.

C. Ordinary Income Portion of Lump-Sum Distributions Excluded on Your Federal Return

Make this adjustment if you use federal averaging for lump-sum distributions from your pension or profit-sharing plan. Arizona law does not provide for averaging. Enter the amount of the distribution that you treated as ordinary income on your federal return. If you choose to treat the capital gain portion of the distribution as ordinary income, you must also include that amount.

For more information, see the department’s ruling, ITR 93-5, *Arizona's Income Tax Treatment of the Capital Gain Portion of a Lump Sum Distribution from a Qualified Retirement Plan*.

D. Items Previously Deducted for Arizona Purposes

Arizona statutes prohibit a taxpayer from deducting items more than once. If your Arizona taxable income includes items previously deducted for Arizona purposes, you must add such amounts to your Arizona gross income.

E. Claim of Right Adjustment for Amounts Repaid in 2022

NOTE: For items E, Fa and Fb; taxpayers that made the election to file an Arizona Small Business Income Tax Return in 2022, if the income required to be paid back under the claim of right is the type of income that would be included in lines 4 through 9 of the 140-SBI return if the income were reported in 2022, the adjustment should be made in the 140-SBI return. All other claim of right adjustments should be made on the regular 140 return.

You must make an entry here if **all** of the following apply:

- During 2022, you were required to repay amounts held under a claim of right.
- The amount required to be repaid during 2022 was more than \$3,000.
- You took a deduction for the amount repaid on your 2022 federal income tax return.

If the above apply, include the amount deducted on your federal income tax return. For more information on the Arizona claim of right provisions, see the department’s procedure, ITP 16-1, *Procedure for Individuals Who Restore Substantial Amounts Held under a Claim of Right*.

F(a) - Claim of Right Adjustment for Amounts Repaid in Prior Taxable Years

You must make an entry here if **all** of the following apply:

- During a year prior to 2022, you were required to repay amounts held under a claim of right.
- You computed your tax for that prior year under Arizona's claim of right provisions.
- A net operating loss or capital loss was established due to the repayment made in the prior year.
- You are entitled to take that net operating loss or capital loss carryover into account when computing your 2022 Arizona taxable income.
- The amount of the loss carryover included in your federal income is more than the amount allowed to be taken into account for Arizona purposes.

Include the amount by which the loss carryover included in your federal adjusted gross income is more than the amount allowed for the taxable year under Arizona law.

F(b) - Adjustment for Net Operating Loss due to Claim of Right

You must add-back the adjustment for any net operating loss previously claimed that is related to the amount of your claim of right reported.

G(a). Addition Due to Claiming the Agricultural Water Conservation System (Credit 312)

You must make an addition to income for the amount of expenses disallowed by reason of claiming the credit. See the instructions for completing Credit Form 312.

G(b). Addition to S Corporation Income Due to Claiming Pass-through Credit for Agricultural Water Conservation System (Credit 312)

If you are making the small business election and this addition is directly related to small business income reported on Form 140-SBI, do not report the addition on Form 140, enter the addition on Form 140-SBI.

Shareholders of an S corporation who claim a credit passed through from an S corporation must make an addition to income for the amount of expenses disallowed by reason of claiming the credit.

An S corporation that passes the following credits through to its shareholders must notify each shareholder of his or her *pro rata* share of the adjustment (Form 312-S, line 1). You must include an amount on this line when claiming the Agricultural Water Conservation System Credit (Form 312). See the instructions for completing Credit Form 312.

H(a). Adjusted Basis in Property for Which You Have Claimed a Credit for Investment in Qualified Small Businesses (Credit 338)

If you are making the small business election and this addition is directly related to small business income reported on Form 140-SBI, do not report the addition on Form 140, enter the addition on Form 140-SBI.

If you claim a credit on Form 338 for an investment in a qualified small business, you must adjust your basis in the investment by the amount of the credit claimed. You must report this difference in basis on the Arizona return that you file for the taxable year in which you sell or otherwise dispose of the investment. If you sold or otherwise disposed of the investment during the 2022 taxable year, include the amount by which the adjusted basis computed under the IRC with respect to that property exceeds the adjusted basis of the property computed under A.R.S. § 43-1074.02.

H(b). Adjusted Basis in Property for Which You Have Claimed an Agricultural Pollution Control Equipment Credit 325)

If you claim a credit for an agricultural pollution control equipment (Form 325), you must adjust your basis on the Arizona return that you file for the taxable year in which you sell or otherwise dispose of the equipment. If you sold or

otherwise disposed of the investment during the 2022 taxable year, include the amount by which the adjusted basis computed under the IRC with respect to that property exceeds the adjusted basis of the property computed under A.R.S. § 43-1081.01.

H(c). Adjusted Basis in Property for Which You Previously Claimed a credit for Pollution Control Equipment Credit 315)

If you claimed a credit for pollution control equipment (Form 315) *before tax year 2022*, you must adjust your basis on the Arizona return that you file for the taxable year in which you sell or otherwise dispose of the equipment. If you sold or otherwise disposed of the investment during the 2022 taxable year, include the amount by which the adjusted basis computed under the IRC with respect to that property exceeds the adjusted basis of the property computed under A.R.S. § 43-1081.

I. Nonqualified Withdrawals from 529 College Savings Plans

You must make an addition to income if **both** of the following apply to you:

- You received a nonqualified withdrawal from a 529 college savings plan.
- You did not include the amount of the withdrawal in your federal adjusted gross income.

The amount that you must include is the amount withdrawn, but no more than the difference between the amount of contributions subtracted in prior years and the amount added in any prior years.

A nonqualified withdrawal is a withdrawal other than any of the following:

- A qualified withdrawal. A qualified withdrawal is a withdrawal from an account to pay the qualified higher education expenses of the designated beneficiary of the account.
- A withdrawal made as the result of the death or disability of the designated beneficiary of an account.
- A withdrawal that is made on the account of a scholarship, or the allowance or payment described in IRC § 135(d)(1)(B) or (C), and that is received by the designated beneficiary, but only to the extent of the amount of this scholarship, allowance or payment.
- A rollover or change of designated beneficiary.

J. Sole Proprietorship Loss of an Arizona Nonprofit Medical Marijuana Dispensary included in Federal Adjusted Gross Income

If you are making the small business election and this addition is directly related to small business income reported on Form 140-SBI, do not report the addition on Form 140, enter the addition on Form 140-SBI.

NOTE: A dual licensee that elects to operate on a for-profit basis does not qualify for a subtraction for the medical marijuana portion of their business.

If you are registered as an Arizona sole proprietorship with the Arizona Department of Health Services to operate in this state as a nonprofit medical marijuana dispensary, you are required

to add the amount of the loss from the dispensary that is included in the computation of your federal adjusted gross income. Include the amount of the loss.

NOTE: *If the Arizona nonprofit medical marijuana dispensary is registered with the Arizona Department of Health Services as anything other than a sole proprietorship, this addition does not apply.*

In addition, a sole proprietorship of an Arizona dual licensee that has not elected to operate on a for-profit basis may subtract the portion of income included in federal adjusted gross income that is from the medical marijuana portion of the business.

NOTE: *A dual licensee that elects to operate on a for-profit basis does not qualify for a subtraction for the medical marijuana portion of their business.*

K. Federal Net Operating Loss (NOL) Carryforward from Non-Arizona Sources Accrued While a Nonresident

An individual cannot include a federal NOL carryforward deduction incurred from non-Arizona sources while the taxpayer was an Arizona nonresident in the Arizona taxable income of a return filed for a taxable year in which the taxpayer is an Arizona resident.

The taxpayer must make an addition to Arizona gross income on the full-year Arizona resident return for the amount of the NOL carryforward deduction included in the taxpayer's federal adjusted gross income. For more information, see the department's ruling, ITR 13-5, *Can a Net Operating Loss Incurred as a Non-Resident Be Used to Offset Income in a Year in Which the Taxpayer Is A Resident?*

NOTE: *For a non-Arizona source loss incurred while the taxpayer was an Arizona nonresident, the taxpayer would not be allowed to amend a prior year resident Arizona income tax return to claim the NOL carry back deduction.*

L. Federal Capital Loss Carryforward Deduction Incurred from Non-Arizona Sources Prior to Arizona Residency

NOTE: *This addition is not related to small business income and should not be reported on Form 140-SBI. Make this addition on Form 140.*

An individual cannot include a capital loss carryforward deduction, incurred from non-Arizona sources while the taxpayer was an Arizona nonresident, in the Arizona taxable income of a return filed for a taxable year in which the taxpayer is an Arizona resident. Therefore, a capital loss incurred from non-Arizona sources while the taxpayer was an Arizona nonresident cannot be carried forward to a taxpayer's Arizona resident return when the loss carryover is reflected in the taxpayer's federal adjusted gross income.

The taxpayer must make an addition to Arizona gross income on the full-year Arizona resident return for the amount of such capital loss carryforward deduction included in the computation of the taxpayer's federal adjusted gross income.

For more information, see the department's ruling, ITR 13-6, *Can a Capital Loss Incurred as a Non-Resident Be Used to Offset Income in a Year in Which the Taxpayer Is A Resident?*

M. Americans with Disabilities Act - Access Expenditures

If you are making the small business election and this addition is directly related to small business income reported on Form 140-SBI, do not report the addition on Form 140, enter the addition on Form 140-SBI.

If a subtraction is taken on line 36, *Other Subtractions from Income* (Item N), for the full amount of eligible business access expenditures paid or incurred during the taxable year to comply with the Americans with Disabilities Act of 1990 or A.R.S Title 41, chapter 9, article 8; you must make an addition to Arizona gross income for any amount that is included in the computation of federal adjusted gross income for the current year, plus any federally amortized amounts.

N. Amortization or Depreciation for Child Care Facility

You may need to make an addition for depreciation or amortization if you elected to amortize the cost of a child care facility under Arizona law in effect before 1990 and you are still deducting amortization or depreciation for that facility on your federal income tax return.

O. Net Capital (Loss) from Exchange of One Kind of Legal Tender for another Kind of Legal Tender

NOTE: *If you elected to file the Arizona Small Business Income Tax Return, only claim the addition on this return if the net capital loss to which the addition relates was not moved to the Arizona Small Business Income Tax Return.*

To determine if you are required to make this addition to income, you must net **all** gains and (losses) from all exchanges of one kind of legal tender for another kind of legal tender, including amounts shown on Form 165 Schedule K-1, Form 120S Schedule K-1, and Form 141AZ Schedule K-1.

Enter the amount of any net capital (loss) included in Arizona gross income for the taxable year that is derived from the exchange of one kind of legal tender for another kind of legal tender.

NOTE: *If the amount from all sources results in a net capital gain from the exchange of one kind of tender for another kind of tender, enter that amount page 6, "R".*

For the purposes of this paragraph:

- (a) "Legal tender" means a medium of exchange, including specie that is authorized by the United States Constitution or Congress for the payment of debts, public charges, taxes and dues.
- (b) "Specie" means coins having precious metal content.

P. Entity-Level Income Tax Payment

If you are making the small business election and this addition is directly related to small business income reported on Form 140-SBI, do not take the addition on Form 140, enter the addition on Form 140-SBI.

If you are claiming the income tax credit on Form 355, *Credit for Entity-Level Income Tax Paid on Your Behalf from a Partnership and/or an S Corporation*, you must add the amount deducted by the partnership and/or S Corporation for the amount of Arizona income tax paid on your behalf in 2022.

Enter the total amount of tax paid shown on:

- Arizona Form 165, Schedule K-1, Part 5, lines 10 and 11.
- Arizona Form 120S, Schedule K-1, Part 5, lines 9 and 10.

NOTE: Enter the tax amount **actually paid** by the Partnership or S Corporation **in 2022**. Tax amounts paid in 2023 for tax year 2022 will be added-back on your 2023 tax return. These payments include any 4th QTR estimated taxes paid in January 2023 and any 2023 tax payments made with the Entity's tax return on your behalf.

Q. Other Adjustments Related to Tax Credits

If you are making the small business election and this addition is directly related to small business income reported on Form 140-SBI, do not report the addition on Form 140, enter the addition on Form 140-SBI.

You may also need to make an addition if you claimed certain tax credits.

- If you claimed the Agricultural Pollution Control Equipment Credit (Form 325), you must make an addition to income for the amount by which the depreciation or amortization computed under the internal revenue code with respect to property for which a credit was taken on Credit Form 325 that exceeds the amount of depreciation or amortization computed pursuant to internal revenue code on the Arizona adjusted bases of the property.
- If you previously claimed the Pollution Control Equipment Credit (Form 315) before tax year 2022, you must make an addition to income for the amount by which the depreciation or amortization computed under the internal revenue code with respect to property for which a credit was taken on Credit Form 315 that exceeds the amount of depreciation or amortization computed pursuant to internal revenue code on the Arizona adjusted bases of the property.

If you have more than one adjustment related to tax credits, add the amounts together and enter the total.

R. Other Adjustments

If you are making the small business election and this addition is directly related to small business income reported on Form 140-SBI, do not take the addition on Form 140, enter the addition on Form 140-SBI.

Other adjustments may be necessary. For example, you must add-back expenses related to income that Arizona does not tax. If you have more than one *Other Adjustment*, add the amounts together and enter the total.

S. Total Other Additions to Arizona Gross Income

Add all amounts from page 5, and enter the total on line 18.

Line 19 - Subtotal

Add lines 14 through 18 and enter the total.

Subtractions from Income

NOTE:

- If you are electing to report your small business income on Form 140-SBI and if any of the following subtractions are **directly related to the small business income**, report that subtraction on Form 140-SBI. If the subtraction is **not directly related to small business income**, report the subtraction on Form 140.
- If you are not filing Form 140-SBI, take that subtraction on Form 140.

You may only subtract those items for which statutory authority exists. You cannot take a subtraction without such authority.

You may not subtract any amount that is allocable to income excluded from your Arizona taxable income.

If you have any questions concerning subtractions from income, call one of the numbers listed on page 1 of these instructions.

Lines 20 through 24 - Net Capital Gain or (Loss)

NOTE: For lines 20-24; if you elected to file the Arizona Small Business Income Tax Return, only claim the subtraction on this return if the net capital gain to which the subtraction relates was not moved to the Arizona Small Business Income Tax Return.

If you have net capital gains or (losses) not related to small business income, enter those amounts on Form 140, lines 20-24.

If you are not filing a small business income tax return, include all net capital gains or (losses) on Form 140, lines 20-24.

NOTE: If you enter an amount on line 20, you must complete lines 21 and 22. If you are taking a subtraction on line 24 for any net long-term capital gain from assets acquired after December 31, 2011, you must also complete line 23. If you do not complete lines 20 through 23, you cannot take the subtraction on line 24.

You may subtract 25% (.25) of any net long-term capital gain included in your federal adjusted gross income that is derived from an investment in an asset acquired after December 31, 2011.

Complete the *Worksheet for Net Long-Term Capital Gain Subtraction for Assets Acquired after December 31, 2011*, at the end of these instructions to determine the allowable subtraction. Keep the worksheet for your records.

NOTE: If you do not have any net capital gain or (loss) to report, enter zero, "0" on lines 20-22.

Line 20 - Total Net Capital Gain or (Loss)

If you reported a net capital gain or (loss) on your federal income tax return, enter the total net capital gain or (loss) reported on the *Capital Gain or (Loss)* line on your federal return. This amount should be included in your federal adjusted gross income.

Line 21 - Total Net Short-Term Capital Gain or (Loss)

Enter the total amount of net short-term capital gain or (loss) reported on federal Schedule D. This amount should be included in your federal adjusted gross income.

NOTE: *If you are not required to report dividend distributions and/or short-term capital gains from mutual funds on federal Form Schedule D, do not include the short-term capital gain distributed by the mutual fund on line 21.*

Line 22 - Total Net Long-Term Capital Gain or (Loss)

Enter the total amount of net long-term capital gain or (loss) reported on federal Schedule D. This amount should be included in your federal adjusted gross income.

If your net long-term capital gain (loss) is limited to an amount reported on Form 1099-DIV and you were not required to complete federal Schedule D, enter the amount shown on Form 1099-DIV on line 22.

Line 23 - Net Long-Term Capital Gain from Assets Acquired After December 31, 2011

NOTE: *Only include net long-term capital gains on this line if it can be verified that the asset was acquired after December 31, 2011. If the date of acquisition cannot be determined, the asset is considered to have been acquired before January 1, 2012.*

For purposes of this line, an asset acquired by gift or inheritance is considered acquired on the date it was acquired by the gift-giver or the deceased individual.

If you completed the worksheet at the end of these instructions, enter the amount from line 5 of the worksheet.

If you did not complete the worksheet and you have no net long-term capital gain from assets acquired after December 31, 2011, enter zero, "0".

Line 24 - Net Long-Term Capital Gain Subtraction From Income for Assets Acquired After December 31, 2011.

Multiply the amount on line 23 by 25% and enter the result.

CAUTION: *If you take a subtraction for the net capital gain derived from investment in a qualified business (on line 25) or the net capital gain from the exchange of one kind of legal tender for another kind of legal tender (on page 6, item "R"), that includes any long-term capital gain from an investment made after December 31, 2011, you **cannot include** that portion in your computation of the allowable subtraction on line 24 for any net long-term capital gain from assets acquired after December 31, 2011, and included in federal adjusted gross income. For more information, see the worksheet on page 31.*

1099-DIV: If you received Form 1099-DIV issued from a fund Administrator and the 1099-DIV included long-term capital gains from the sale of assets within the fund (for example a mutual fund) for the current tax year and the form did not include the acquisition date of each asset sold within the fund, you cannot verify that the long-term capital gain was from an asset acquired by the Fund was after December 31, 2011, for the purpose of the allowable subtraction on line 23. In this case,

you may want to contact the Fund Administrator and request to obtain the acquisition date of each asset sold within the fund. If the Administrator does not provide you with the specific date(s), then those assets cannot be included on line 23.

1099-B: If you received Form 1099-B showing a capital gain or (loss) from the sale of your portion of a fund (for example a mutual fund), Form 1099-B would generally include your purchase date of the fund including acquisition dates of assets included in your portion of the fund when reporting short-term or long-term capital gains or (losses). In this case, you would know the specific date the asset was acquired and those assets may be included on line 23.

Line 25 - Net Capital Gain from Investment in an Arizona Qualified Small Business

If you are making the small business election and this subtraction is directly related to small business income reported on Form 140-SBI, do not report the subtraction on Form 140, enter the subtraction on Form 140-SBI

To take the subtraction for a net capital gain from investment in an Arizona qualified small business, you must net all gains and (losses) from investments in Arizona qualified small businesses including amounts shown on Forms 165 Schedule K-1 120S Schedule K-1, and/or 141AZ, Schedule K-1.

You may subtract the amount of any **net** capital gain included in federal adjusted gross income for the taxable year derived from investment in a qualified small business as determined by the Arizona Commerce Authority (ACA) pursuant to A.R.S. § 41-1518.

To qualify for this subtraction, your investment in the qualified small business must have been made *after* the ACA certified the company as a qualified small business and *before* the company's certification expiration date. An investment made prior to certification or after the expiration of certification does not qualify for this subtraction. See the ACA's website, *Small Business Incentives: Angel Investment*, for a list of certified businesses and their certification dates.

On line 25, enter the amount of the allowable subtraction.

Line 26 - Recalculated Arizona Depreciation

If you are making the small business election and this subtraction is directly related to small business income reported on Form 140-SBI, do not report the subtraction on Form 140, enter the subtraction on Form 140-SBI.

NOTE: *For more information and examples of how to calculate Arizona bonus depreciation, see the department's procedure, ITP 16-2, Procedure for Individuals who Claim Federal and/or Arizona Bonus Depreciation.*

For assets placed in service in taxable years beginning before December 31, 2012, enter the total amount of depreciation allowable pursuant to IRC § 167(a) for the taxable year, calculated as if you had elected not to claim bonus depreciation for eligible properties for federal purposes.

For assets placed in service during taxable years beginning from and after December 31, 2012 through

December 31, 2013, the amount of the subtraction for these assets depends on the method used to compute the depreciation for these assets.

For assets placed in service in taxable years beginning from and after December 31, 2013 through December 31, 2015, enter the total amount of depreciation allowable pursuant to IRC § 167(a) for the taxable year, calculated as if the bonus depreciation is 10% (.10) of the amount of federal bonus depreciation pursuant to IRC § 168(k).

For assets placed in service in taxable years beginning from and after December 31, 2015 through December 31, 2016, enter the total amount of depreciation allowable pursuant to IRC § 167(a) for the taxable year, calculated as if the bonus depreciation is 55% (.55) of the amount of federal bonus depreciation pursuant to IRC § 168(k).

For assets placed in service in taxable years beginning from and after December 31, 2016, enter the total amount of depreciation allowable pursuant to IRC § 167(a) for the taxable year, calculated as if the bonus depreciation had been the full amount (100%) of federal bonus depreciation pursuant to IRC § 168(k).

Add all of the amounts together and enter the total on line 26.

Line 27 – Partnership Income Adjustment

If you are making the small business election and this subtraction is directly related to small business income reported on Form 140-SBI, do not report the subtraction on Form 140, enter the subtraction on Form 140-SBI.

Use this adjustment if you received an Arizona Form 165 Schedule K-1, line 3 that shows a difference between federal and state distributable income.

If the difference reported on line 3 of your Arizona Form 165 Schedule K-1 is a negative number, enter that difference on line 27. **Do not include a minus sign or use parentheses.**

NOTE: *If the difference reported on line 3, of your Arizona Form 165 Schedule K-1, is a positive number, enter that difference as an addition on line 16.*

Line 28 - Interest on U.S. Obligations

If you are making the small business election and this subtraction is directly related to small business income reported on Form 140-SBI, do not report the subtraction on Form 140, enter the subtraction on Form 140-SBI.

Enter the amount of interest income from U.S. Government obligations included as income on your federal return. U.S. Government obligations include obligations such as savings bonds and treasury bills. You cannot deduct any interest or other related expenses incurred to purchase or carry the obligations. If such expenses are included in your Arizona gross income, you must reduce the subtraction by such expenses. If you are itemizing deductions on your Arizona return, you must exclude such expenses from the amount deducted.

NOTE: *Do not subtract interest earned on Fannie Mae (FNMA) or Ginnie Mae (GNMA) bonds since this interest is taxable by Arizona. For details, see the department's ruling, ITR 06-1, Obligations of the United States Government, Federal Agencies, and United States Territories.*

Do not subtract any amount received from a qualified pension plan that invests in U.S. Government obligations. Do not subtract any amount received from an IRA that invests in U.S. Government obligations. These amounts are not interest income.

For details, see the department's rulings, ITR 96-2, *Pension Plan Distributions Derived from Investment in U.S. Government Obligations*; and ITR 96-3, *Distributions Comprised of Income Earned by the IRA*.

Line 29a - Exclusion for U.S. Government, Arizona State or Local Government Pensions

If you received pension income from any of the sources listed below, subtract the amount you received or \$2,500, whichever is less. Include only the amount you reported as income on your federal return. If both you and your spouse receive such pension income, each spouse may subtract the amount received or \$2,500, whichever is less.

NOTE: *Do not enter any subtraction for pension income received from retired or retainer pay of the Uniformed Services. The allowable subtraction for this pension type is entered on line 29b.*

Public pensions from the following sources qualify for this subtraction:

- the United States Government Service Retirement and Disability Fund;
- the United States Foreign Service Retirement and Disability System;
- any other retirement system or plan established by federal law;

NOTE: *This applies only to those retirement plans authorized and enacted into the U.S. Code. This does not apply to a retirement plan that is only regulated by federal law (i.e., plans which must meet certain federal criteria to be qualified plans).*

- the Arizona State Retirement System;
- the Arizona State Retirement Plan;
- the Corrections Officer Retirement Plan;
- the Public Safety Personnel Retirement System;
- the Elected Officials' Retirement Plan;
- a retirement plan established for employees of a county, city, or town in Arizona; and
- an optional retirement program established by the Arizona Board of Regents under Arizona Revised Statutes, and an optional retirement program established by an Arizona community college district.

NOTE: *Public retirement pensions from states other than Arizona do not qualify for this subtraction.*

Line 29b – Exclusion for Retired or Retainer Pay of the Uniformed Services of the United States

If you received benefits, annuities and pensions as retired or retainer pay of the uniformed services of the United States, you may subtract 100% of the amount you received. If you are married and filing a joint return and both you and your spouse each received such income, each spouse may subtract 100% of the amount received.

Line 30 - U.S. Social Security Benefits or Railroad Retirement Benefits

Arizona does not tax the following:

- Social security benefits received under Title II of the Social Security Act.
- Railroad retirement benefits received from the Railroad Retirement Board under the Railroad Retirement Act, tier 1 or tier 2 railroad retirement benefits, railroad disability benefits reported on federal forms RRB-1099 and RRB-1099-R, railroad unemployment benefits and railroad sickness payments paid by the Railroad Retirement Board. For more information, see the department's ruling, ITR 16-1, *Railroad Retirement Benefits, Railroad Disability Benefits, Railroad Unemployment Benefits and Railroad Sickness Payments*.

If you included such social security or railroad retirement benefits as income on your federal return, use line 30 to subtract this income.

NOTE: Enter only the taxable amount (the amount that was subject to federal income tax). Do not include any amount that was not subject to federal income tax on line 30.

Line 31 - Certain Wages of American Indians

Enrolled members of American Indian tribes may subtract wages earned while living and working on their tribe's reservation. The federal government must recognize these tribes. For more information, see the department's ruling, ITR 96-4, *Income Taxation of Indians and Spouses*.

Line 32 - Pay Received for Active Service as a Member of the Reserves, National Guard or the U.S. Armed Forces

Members of the U.S. armed forces may subtract pay received for active duty military service. Enter the amount of that income included in your federal adjusted gross income.

Members of the reserves or the National Guard may subtract pay received for active service as a reservist or as a National Guard member. This includes pay received for weekend or two-week training periods. Enter the amount of that income included in your federal adjusted gross income.

Military Technician (dual status)

You may **not** subtract any income you received for full-time civil service employment as a "military technician (dual status)." Compensation received by a "military technician (dual status)" for federal civil service employment for the National Guard or for the United States Reserves, is not income received for active service as a National Guard member or a Reserve

member even though the employee may be required to wear a military uniform while at work.

For more information, see the department's ruling, ITR 12-2, *Compensation Received by a National Guard member or a member of the United States Reserves*.

NOTE: You may not subtract pay received for active duty service as a member of the U.S. Public Health Service or NOAA. For more information, see the department's ruling, ITR 10-1, Does the subtraction, for armed forces personnel, under A.R.S. § 43-1022 apply to Arizona residents who are active duty service members of the commissioned corps of the United States Public Health Service or the National Oceanic and Atmospheric Administration?

Line 33 - Net Operating Loss Adjustment

If you are making the small business election and this subtraction is directly related to small business income reported on Form 140-SBI, do not report the subtraction on Form 140, enter the subtraction on Form 140-SBI.

Arizona did not adopt the special federal net operating loss rules for losses incurred during 2008 or 2009. For Arizona purposes, you must deduct a net operating loss as if the loss was computed under IRC §172 in effect prior to the enactment of those special rules. If you made an election to deduct your 2008 or 2009 federal net operating loss under IRC § 172(b)(1)(H), you may have to enter an amount here. Figure how much of the net operating loss carry forward would have been allowed as a deduction on your 2022 federal income tax return, if the election described in IRC § 172(b)(1)(H) had not been made in the year of the loss. Enter the amount that exceeds the actual net operating loss carry forward that was deducted in arriving at federal adjusted gross income.

NOTE: This subtraction applies to only those individuals who made an election under the special federal net operating loss rules for 2008 and 2009. Under the special rules for 2008 and 2009, you could have elected to carry the net operating loss back for 3, 4 or 5 years, instead of the normal 2 years. This election would have been allowed under IRC § 172(b)(1)(H) as amended by the American Recovery and Reinvestment Act of 2009 or the Worker, Homeownership, and Business Assistance Act of 2009.

Line 34 (Box 34a) - Contributions to 529 College Savings Plans

You may subtract amounts you contributed directly to 529 college savings plans during the taxable year on behalf of the designated beneficiary to the extent that contributions were not deducted in computing federal adjusted gross income. You may subtract the amount you contributed during the year up to a total of \$2,000 per beneficiary (\$4,000 for a married couple filing a joint return.) If you are married filing separate returns, either you or your spouse may take the subtraction, or you may divide it between you, but the total subtraction taken by both of you cannot be more than \$4,000 per beneficiary.

If you contribute more than \$2,000 per beneficiary (\$4,000 if married) during the year, your total subtraction is limited to \$2,000 per beneficiary (\$4,000 if married).

For example: Jorge and Kate are married and have two children. During 2022, Jorge and Kate contributed \$5,000 to a 529 plan for Child 1 and \$5,000 to a 529 plan for Child 2. Even though Jorge and Kate contributed a total of \$10,000 during 2022, they may subtract only \$8,000 on their 2022 joint tax return. You may take a subtraction for the following:

- A contribution that you made during 2022 to a plan that existed before 2022.
- A contribution that you made during 2022 to a plan established in another state.
- A contribution that you made in 2022 to any 529 college savings plan. This could be a plan established for a child, grandchild, niece, nephew, or any other person for whom a plan has been established.

You cannot take a subtraction for an amount transferred from one college savings plan to a different college savings plan (a rollover).

Line 34 (Box 34b) - Contributions to 529A (ABLE Accounts)

You may subtract amounts you contributed directly to a 529A, *Achieving a Better Life Experience Account (ABLE)*, during the taxable year on behalf of the designated beneficiary to the extent that contributions were not deducted in computing federal adjusted gross income. You may subtract the amount you contributed during the year up to a total of \$2,000 per beneficiary (\$4,000 for a married couple filing a joint return.) If you are married filing separate returns, either you or your spouse may take the subtraction, or you may divide it between you, but the total subtraction taken by both of you cannot be more than \$4,000 per beneficiary.

If you contribute more than \$2,000 per beneficiary (\$4,000 if married) during the year, your total subtraction is still limited to \$2,000 per beneficiary (\$4,000 if married). See example under Line 34a.

Line 34c

Add the amounts in boxes 34a and 34b and enter the total on line 34c.

Line 35

Subtract lines 24 through 34c from line 19. Enter the difference.

Line 36 - Other Subtractions from Arizona Gross Income

NOTE: *If you are electing to report your small business income on Form 140-SBI and if any of the following “other subtractions” are directly related to the small business income, report that subtraction on Form 140-SBI. If the subtraction is not directly related to small business income, report the subtraction on Form 140.*

If you are not filing Form 140-SBI, take that subtraction on Form 140.

NOTE: *If you are reporting adjustments on line 36, complete the schedule on page 6 of your tax return, Other Subtractions from Arizona Gross Income, and include it with your return.*

If are not reporting adjustment on line 36, do not include page 6 with your return.

Use line 36 if any of the following special circumstances apply. **Do not include on line 36 any amounts already excluded in the computation of your federal adjusted gross income.**

A. Married Persons Filing Separate Returns

If you file a separate Arizona return, you must report the following income on that return:

- one-half of the community income from all sources, and
- all of your separate income.

If you and your spouse file a joint federal return but separate Arizona returns, you must make sure that each separate return reflects the correct income. If you begin your Arizona return with only the income that you earned during the year, you will have to adjust this income.

If you file separate federal returns, each of your federal returns should already reflect the correct income. Since your separate Arizona returns will begin with the federal adjusted gross income, you will not have to adjust your income.

If you adjust your income, keep a schedule for your records of how you figured your adjustment. For more information, see the department’s publication, Pub. 200, *Income Tax Issues Affecting Married and Divorced Taxpayers*.

B. Arizona Form 141AZ Schedule K-1 - Fiduciary Adjustment

If you are making the small business election and this subtraction is directly related to small business income reported on Form 140-SBI, do not report the subtraction on Form 140, enter the subtraction on Form 140-SBI.

A fiduciary uses Form 141AZ Schedule K-1 to report to you your share of the fiduciary adjustment from the estate or trust.

Line 3 of Form 141AZ Schedule K-1 shows your share of the fiduciary adjustment from the estate or trust. If the amount reported on line 3 of your Arizona Form 141AZ Schedule K-1 is a negative number, include that amount as an *Other Subtraction* on line 36.

NOTE: *If the amount reported on line 3 of your Arizona Form 141AZ Schedule K-1 is a positive number, enter that amount as an Other Addition on line 18.*

C. Federally Taxable Arizona Municipal Interest as Evidenced by Bonds

Include the amount of any interest income received on obligations of the State of Arizona, or any political subdivisions of Arizona, as evidenced by bonds, that is included in your Arizona gross income. Do not enter any Arizona municipal interest that is exempt from federal taxation and *not* included in your federal adjusted gross income. For more information, see the department’s ruling, ITR 15-1, *Arizona Municipal Interest that is Included in Federal Adjusted Gross Income*.

D. Adoption Expenses

You may take this subtraction only in the year the final adoption order is granted. Include the lesser of the total of the following adoption expenses or \$3,000. When figuring your subtraction, you may include expenses incurred in prior years.

The following expenses are qualified adoption expenses:

- unreimbursed medical and hospital costs;
- adoption counseling;
- legal and agency fees; and
- other nonrecurring costs of adoption.

If you are married and filing separately, you may take the entire subtraction or you may divide the subtraction with your spouse. However, the total subtraction taken by both you and your spouse cannot exceed \$3,000.

E. Qualified Wood Stove, Wood Fireplace, or Gas-Fired Fireplace

You may take a subtraction for converting an existing fireplace to one of the following:

- a qualified wood stove;
- a qualified wood fireplace; or
- a gas fired fireplace and non-optional equipment directly related to its operation.

You may subtract up to \$500 of the costs incurred for converting an existing fireplace on your property located in Arizona. When you figure your subtraction, do not include taxes, interest, or other finance charges.

A qualified wood stove or a qualified wood fireplace is a residential wood heater that was manufactured on or after July 1, 1990, or sold at retail on or after July 1, 1992. The residential wood heater must also meet the U.S. Environmental Protection Agency's July 1990 particulate emissions standards.

A qualified gas fired fireplace is any device that burns natural or liquefied petroleum gas as its fuel through a burner system that is permanently installed in the fireplace. The conversion of an existing wood burning fireplace to noncombustible gas logs that are permanently installed in the fireplace also qualifies as a gas fired fireplace.

F. Claim of Right Adjustment for Amounts Repaid in Prior Taxable Years

NOTE: For taxpayers that made the election to file an Arizona Small Business Income Tax Return in 2022, if the income required to be paid back under the claim of right is the type of income that would be included in lines 4 through 9 of the 140-SBI return, the adjustment should be made in the 140-SBI return. All other claim of right adjustments should be made on the regular 140 return.

You must make an entry here if **all** of the following apply:

- During a year prior to 2022 you were required to repay amounts held under a claim of right.
- You computed your tax for that prior year under Arizona's claim of right provisions.
- A net operating loss or capital loss was established due to the repayment made in the prior year.

- You are entitled to take that net operating loss or capital loss carryover into account when computing your 2022 Arizona taxable income.
- The amount of the loss carryover allowed to be taken into account for Arizona purposes is more than the amount included in your federal income.

Include the amount by which the loss carryover allowed for the taxable year under Arizona law is more than the amount included in your federal adjusted gross income.

G. Certain Expenses Not Allowed for Federal Purposes (due to claiming federal tax credits)

If you are making the small business election, do not take the subtraction here, take it on the 140-SBI tax return.

You may subtract some expenses that you cannot deduct on your federal return when you claim certain federal tax credits. These federal tax credits include the following:

- the Federal Work Opportunity Credit;
- the Empowerment Zone Employment Credit;
- the credit for employer-paid social security taxes on employee cash tips; and
- the Indian Employment Credit.

If you received any of the above federal tax credits for 2022, include the portion of wages or salaries you paid or incurred during the taxable year equal to the amount of those federal tax credits you received.

H. Qualified State Tuition Program Distributions

If you are a beneficiary of a qualified state tuition program, you may subtract some of the amount distributed from the program for qualified education expenses. Include the amount of the distribution that you had to include in your federal adjusted gross income. A qualified state tuition program is a program that meets the requirements of IRC § 529.

I. Installment Sale Income from Another State Taxed by the Other State in a Prior Taxable Year

If you are making the small business election and this subtraction is directly related to small business income reported on Form 140-SBI, do not report the subtraction on Form 140, enter the subtraction on Form 140-SBI.

You may subtract income from an installment sale if **both** of the following apply:

- The income from the sale is subject to Arizona income tax in 2022.
- You paid income tax to another state on that income in a **prior** tax year.

Include the amount of such income that you included in your Arizona gross income for 2022.

Do not include any amount that is subject to tax by both Arizona and another state in 2022. In this case, you may be eligible for a tax credit. See Arizona Form 309 for details.

J. Agricultural Crops Given to Arizona Charitable Organizations

If you are making the small business election and this subtraction is directly related to small business income

reported on Form 140-SBI, do not report the subtraction on Form 140, enter the subtraction on Form 140-SBI.

Arizona law allows a subtraction for qualified crop gifts made during 2022 to one or more charitable organizations. To take this subtraction, **all** of the following must apply:

- You must be engaged in the business of farming or processing agricultural crops.
- The crop must be grown in Arizona.
- You made your gift to a charitable organization located in Arizona that is exempt from Arizona income tax.

The subtraction is the larger of the wholesale market price or the most recent sale price for the contributed crop. The amount of the subtraction cannot include any amount deducted pursuant to IRC § 170 with respect to crop contribution that exceeds the cost of producing the contributed crop.

To determine if your crop gift qualifies for this subtraction, see the department's procedure, ITP 12-1, *Establishing an Income Tax Subtraction for Agricultural Crops Contributed to Charitable Organizations*.

K. Basis Adjustment for Property Sold or Otherwise Disposed of During the Taxable Year

If you are making the small business election and this subtraction is directly related to small business income reported on Form 140-SBI, do not report the subtraction on Form 140, enter the subtraction on Form 140-SBI.

For property that is sold or otherwise disposed of during the taxable year by a taxpayer who has complied with the requirement to add back all depreciation for that property on tax returns for all taxable years beginning from and after December 31, 1999, include the amount of depreciation that has been allowed pursuant to IRC § 167(a) to the extent that the amount has not already reduced Arizona taxable income in the current or prior years. (Note: The practical effect of this is to allow a subtraction for the difference in basis for any asset for which bonus depreciation has been claimed on the federal return.)

L. Sole Proprietorship Income of an Arizona Nonprofit Medical Marijuana Dispensary Included in Federal Adjusted Gross Income

If you are making the small business election and this subtraction is directly related to small business income reported on Form 140-SBI, do not report the subtraction on Form 140, enter the subtraction on Form 140-SBI.

NOTE: *If the Arizona nonprofit medical marijuana dispensary is registered with the Arizona Department of Health Services as anything other than a sole proprietorship, this subtraction does not apply.*

If you are registered as an Arizona sole proprietorship with the Arizona Department of Health Services to operate in this state as a nonprofit medical marijuana dispensary, you may subtract the amount of the income from the dispensary that is included in the computation of your federal adjusted gross income.

In addition, a sole proprietorship of an **Arizona dual licensee that has not elected to operate on a for-profit basis** may subtract the portion of income included in federal adjusted gross

income that is from the medical marijuana portion of the business.

NOTE: *A dual licensee that elects to operate on a for-profit basis does not qualify for a subtraction for the medical marijuana portion of their business.*

M. Long-Term Care Insurance Premiums

You may subtract the amount of premium costs for long-term care insurance for qualified long-term care services. Qualified long-term care services are necessary diagnostic, preventive, therapeutic, curing, treating, mitigating, rehabilitative services, and maintenance and personal care services.

You may take this subtraction only if you are **not** claiming itemized deductions for the taxable year.

An individual who claims itemized deductions may **not** take this subtraction.

N. Americans with Disabilities Act - Access Expenditures

If you are making the small business election and this subtraction is directly related to small business income reported on Form 140-SBI, do not report the subtraction on Form 140, enter the subtraction on Form 140-SBI.

A subtraction is allowed for eligible business access expenditures paid or incurred during the taxable year to comply with the requirements of the Americans with Disabilities Act of 1990 or A.R.S. Title 41, chapter 9, article 8 by retrofitting developed real property that was originally placed in service at least ten years before the current taxable year. (A.R.S. §§ 43-1022 and 43-1024)

"Eligible business access expenditures" include reasonable and necessary amounts paid or incurred to do any of the following:

- Remove any barriers that prevent a business from being accessible to or usable by individuals with disabilities.
- Provide qualified interpreters or other methods of making audio materials available to hearing-impaired individuals.
- Provide qualified readers, taped texts, and other effective methods of making visually delivered materials available to individuals with visual impairments.
- Acquire or modify equipment or devices for individuals with disabilities.
- Provide other similar services, modifications, materials, or equipment.

NOTE: *A taxpayer who has been cited for noncompliance with the Americans with Disabilities Act of 1990 or A.R.S. Title 41, chapter 9, article 8 by either federal or state enforcement officials is ineligible for a subtraction under this section for any expenditure required to cure the cited violation.*

O. Exploration Expenses Deferred before January 1, 1990

If you are making the small business election and this subtraction is directly related to small business income reported on Form 140-SBI, do not report the subtraction on Form 140, enter the subtraction on Form 140-SBI.

Call one of the numbers on page 1 of these instructions if you deferred exploration expenses determined under IRC § 617 in a

taxable year ending before January 1, 1990 and you have not previously taken a subtraction for those expenses.

P. Sole Proprietorship – Marijuana Establishment, Testing Facilities and Dual Licensees that Elected to Operate on a For-profit Basis

If you are making the small business election and this subtraction is directly related to small business income reported on Form 140-SBI, do not report the subtraction on Form 140, enter the subtraction on Form 140-SBI.

A sole proprietorship or disregarded LLC (dual licensee) that takes the allowable subtraction for the income of an Arizona Nonprofit Medical Marijuana Dispensary (NMMD) under item “L”, cannot take this allowable subtraction.

Enter the **total** amount of **ordinary and necessary expenses related to the sales of recreational use products** reported on **Arizona Schedule DFE, Disallowed Federal Expense Schedule for Marijuana Establishments**, line 16. **Include this schedule (after page 6) with your tax return, when filed.**

Do not include Cost of Goods Sold or any other expenses already allowed to be deducted on your federal return in the total amount of expenses reported on this line.

NOTE: Sole Proprietors and disregarded LLCs must contact the Arizona Department of Health Services (ADHS) to make the election to operate on a for-profit basis.

Q. S Corporation Shareholders – Marijuana Establishment, Testing Facilities and Dual Licensees that Elected to Operate on a For-profit Basis

If you are making the small business election and this subtraction is directly related to small business income reported on Form 140-SBI, do not report the subtraction on Form 140, enter the subtraction on Form 140-SBI.

Enter the amount of your pro-rata share of ordinary and necessary expenses related to the sales of recreational use products shown on your Form 120S Schedule K-1, line 7.

R. Net Capital Gain from Exchange of One Kind of Legal Tender for Another Kind of Legal Tender

If you are making the small business election and this subtraction is directly related to small business income reported on Form 140-SBI, do not take the subtraction on Form 140, enter the subtraction on Form 140-SBI.

To take this subtraction you must net **all** gains and (losses) from all exchanges of kind of legal tender for another kind of legal tender including amounts shown on Forms 165 Schedule K-1, 120S Schedule K-1, and/or 141AZ, Schedule K-1.

Enter the amount of any **net** capital gain included in Arizona gross income for the taxable year that is derived from the exchange of one kind of legal tender for another kind of legal tender.

NOTE: If the amount from all sources results in a **net capital (loss)** from the exchange of one kind of tender for another kind of tender, enter that amount on page 5, “Other Additions to Arizona Gross Income, “O”.

For the purposes of this subtraction:

- (a) "Legal tender" means a medium of exchange, including specie that is authorized by the United States Constitution or Congress for the payment of debts, public charges, taxes and dues.
 (b) "Specie" means coins having precious metal content.

S. Other Adjustments

If you are making the small business election and this subtraction is directly related to small business income reported on Form 140-SBI, do not take the subtraction on Form 140, enter the subtraction on Form 140-SBI.

Other adjustments may be necessary. If an allowable adjustment is not listed above, enter that amount on this line. If you have more than one *Other Adjustment*, add the amounts together and enter the total.

T. Total Other Subtractions from Arizona Gross Income

Add all amounts from page 6, and enter the total on line 36.

Line 37

Subtract line 36 from line 35 and enter the difference.

Exemptions - Lines 38 through 41

Line 38 - Age 65 or Over

Multiply the number in box 8 on the front of your return by \$2,100 and enter the result.

Line 39 - Blind

Multiply the number in box 9 on the front of your return by \$1,500 and enter the result.

Line 40 - Other Exemptions

NOTE: If you take an “Other Exemption” for an individual on line 40, you cannot take an exemption for this individual as a qualifying parent/grandparent on line 41; or claim this individual for the dependent tax credit on line 49. In this case, do not include this individual as a dependent in Box 10b.

You must complete page 4, Part 3 to compute your allowable *Other Exemptions* on line 40. Be sure to enter the number of individuals listed in Part 3 in the box, 40E, on line 40.

You may take an exemption in the amount of \$2,300 for **each** of the following individuals:

- A person who is age 65 or over (related to you or not) if either of the following applies:
 1. In 2022, you paid more than one-fourth of the cost of keeping this person in an Arizona nursing care institution, an Arizona residential care institution, or an Arizona assisted living facility. Your cost must be more than \$800.
 2. In 2022, you paid more than \$800 for either Arizona home health care or other medical costs for the person.

*If both 1 and 2 apply to the same person, you are limited to only **one** exemption of \$2,300 for that person.*

NOTE: *If a taxpayer's 65th birthday was January 1, 2023 (born 1/1/1958), that person would be considered to be age 65 at the end of 2022 for federal income tax purposes and likewise for Arizona income tax purposes.*

- A stillborn child if the following apply:
 1. The stillbirth occurred during 2022.
 2. You received a certificate of birth resulting in stillbirth from the Arizona Department of Health Services.
 3. The child would have otherwise been a member of your household.

Enter the following in columns (a) through (d):

- a) The individual's first and last name. If you are claiming an exemption for a stillborn child and the child was not named, enter "stillborn child" in place of a name.
- b) The individual's SSN. If you are claiming an exemption for a stillborn child, enter the certificate number from the certificate of birth resulting in stillbirth.
- c) For those individuals age 65 or over:
 - Check box C1 if you paid more than one-fourth of the cost of keeping this person in an Arizona nursing care institution, an Arizona residential care institution, or an Arizona assisted living facility. Your cost must be more than \$800 during the taxable year.
 - Check box C2 if you paid more than \$800 for either Arizona home health care or other medical costs for the person during the taxable year.

*If you check both box C1 and box C2 for the same individual, you are limited to only **one** exemption of \$2,300 for that individual.*
- d) Check this box if claiming an exemptions for a stillborn child.

Enter the total **number** of exemptions in box **40E** on line 40. **You may lose the exemption if you do not furnish this information.**

Multiply the number in box **40E** by \$2,300 and enter the result.

Line 41 - Qualifying Parents and Grandparents

NOTE: *If you take an exemption for an individual as a qualifying parent/grandparent on line 41 you cannot take an "Other Exemption" for the same individual on line 40, or claim this individual for the dependent tax credit on line 49. In this case, do not include this individual as a dependent in Box 10b.*

Multiply the number in box 11a on the front of your return by \$10,000 and enter the result.

Line 42 - Arizona Adjusted Gross Income

Subtract lines 38 through 41 from line 37. If less than zero, enter "0".

Figuring Your Tax

Line 43 - Itemized Deductions or Standardized Deductions

You must decide whether to take the standard deduction or to itemize your deductions. Your Arizona income tax will be less if you take the larger of your standard deduction or your itemized deductions.

e-file When you *e-file*, the software completes the math for you.

Your Itemized Deductions

If you itemize your deductions, check box 43I.

You may itemize deductions on your Arizona return even if you take a standard deduction on your federal return. For the most part, you may claim those deductions allowable as itemized deductions under the IRC. In some cases, the amount allowed for some deductions may not be the same as the amount allowable for federal purposes.

You may have to adjust the amounts shown on your completed federal Form 1040 Schedule A.

See Arizona Form 140 Schedule A, *Itemized Deduction Adjustments*, to figure if you have to make any adjustments.

To figure your itemized deductions, you must complete a federal Form 1040 Schedule A. Then, if required, complete Arizona Form 140, Schedule A, *Itemized Deduction Adjustments*.

If you do **not** have to complete Form 140 Schedule A, *Itemized Deduction Adjustments*; enter the amount from federal Form 1040 Schedule A, on Form 140, line 43. You must include a copy of the completed federal Schedule A with your tax return.

Your Standard Deduction

If you take the standard deduction, check box 43S.

| If your filing status is: | Your standard deduction is: |
|---------------------------|-----------------------------|
| • Single | \$12,950 |
| • Married filing joint | \$25,900 |
| • Married filing separate | \$12,950 |
| • Head of Household | \$19,400 |

Line 44 - Increased Standard Deduction for Charitable Contributions

A taxpayer may increase the allowable standard deduction amount equal to 27% (.27) of the total amount of a taxpayer's charitable contributions that would have been allowed if the taxpayer elected to claim itemized deductions.

To claim the increased standard deduction, you must complete Form 140, page 3, and include the completed page with your tax return, when filed.

Be sure to check box **44C** on line 44. If you do not check this box **and** include a completed page 3 with your tax return, you may be denied the increased standard deduction.

DO NOT STAPLE ANY ITEMS TO THE RETURN.

82F Check box 82F if filing under extension OR FISCAL YEAR BEGINNING MM, DD, YYYY AND ENDING MM, DD, YYYY 66F

1 Your First Name and Middle Initial Last Name Enter your SSN(s) Your Social Security Number

1 Spouse's First Name and Middle Initial (if box 4 or 6 checked) Last Name Spouse's Social Security No.

2 Current Home Address - number and street, rural route Apt. No. Daytime Phone (with area code) 94

3 City, Town or Post Office State ZIP Code Last Names Used in Last Four Prior Year(s) (if different) 97

4 Married filing joint return 4a Injured Spouse Protection of Joint Overpayment REVENUE USE ONLY. DO NOT MARK IN THIS AREA. 88

5 Head of household. Enter name of qualifying child or dependent on next line.

6 Married filing separate return. Enter spouse's name and Social Security Number above.

7 Single

Enter the number claimed. Do not put a check mark.

8 Age 65 or over (you and/or spouse) If completing lines 8, 9, and 11a, also complete lines 38, 39, and 41. For lines 10a and 10b, also complete line 49. 81 PM 80 RCVD

9 Blind (you and/or spouse)

10a Dependents: Under age of 17. 10b Dependents: Age 17 and over.

11a Qualifying parents and grandparents

(Box 10a and 10b): Dependent Information. See instructions. For more space, check the box and complete page 4, Part 1.

Table with 6 columns: (a) FIRST AND LAST NAME, (b) SOCIAL SECURITY NO., (c) RELATIONSHIP, (d) NO. OF MONTHS LIVED IN YOUR HOME IN 2022, (e) Dependent Age included in: 1 (Box 10a), 2 (Box 10b), (f) if you did not claim this person on your federal return due to educational credits. Rows 10c, 10d, 10e.

(Box 11a): Qualifying parents and grandparents. See instructions. For more space, check the box and complete page 4, Part 2.

Table with 6 columns: (a) FIRST AND LAST NAME, (b) SOCIAL SECURITY NO., (c) RELATIONSHIP, (d) NO. OF MONTHS LIVED IN YOUR HOME IN 2022, (e) IF AGE 65 OR OVER, (f) IF DIED IN 2022. Rows 11b, 11c.

Main tax calculation table with columns for line number, description, and amount. Rows 12-35 including Federal adjusted gross income, Small Business Income, Modified federal adjusted gross income, Non-Arizona municipal interest, Partnership Income adjustment, Total federal depreciation, Other Additions to Income, Subtotal, Total net capital gain or (loss), Net capital gain derived from investment in qualified small business, Recalculated Arizona depreciation, Partnership Income adjustment, Interest on U.S. obligations, Exclusion for federal, Arizona state or local government pensions, Exclusion for benefits, annuities and pensions for retired/retainer pay, U.S. Social Security or Railroad Retirement Act benefits, Certain wages of American Indians, Pay received for active service, Net operating loss adjustment, Contributions to 529 College Savings Plans and ABLA accounts, Subtract lines 24 through 34c from line 19.

Place any required federal and AZ schedules or other documents after Form 140.

Additions

Subtractions

Your Name (as shown on page 1) _____ Your Social Security Number _____

| | | | | | | | | |
|---------------------------------------|--|---|-----|-------------------------------------|--|--------------------------------------|-------------------------|-------------------------------------|
| Exemptions | 36 | Other Subtractions from Income. Complete <i>Other Subtraction from Arizona Gross Income</i> schedule on page 6..... | 36 | | 00 | | | |
| | 37 | Subtract line 36 from line 35. Enter the difference | 37 | | 00 | | | |
| | 38 | Age 65 or over: Multiply the number in box 8 by \$2,100..... | 38 | | 00 | | | |
| | 39 | Blind: Multiply the number in box 9 by \$1,500 | 39 | | 00 | | | |
| | 40 | Other Exemptions. See instructions.....40E <input type="text"/> Multiply the number in box 40E by \$2,300..... | 40 | | 00 | | | |
| | 41 | Qualifying parents and grandparents: Multiply the number in box 11a by \$10,000..... | 41 | | 00 | | | |
| Balance of Tax | 42 | Arizona adjusted gross income: Subtract lines 38 through 41 from line 37. If less than zero, enter "0"..... | 42 | | 00 | | | |
| | 43 | Deductions: Check box and enter amount. See instructions 43I <input type="checkbox"/> ITEMIZED...43S <input type="checkbox"/> STANDARD | 43 | | 00 | | | |
| | 44 | If you checked box 43S and claim charitable contributions, check 44C <input type="checkbox"/> Complete page 3. See instructions..... | 44 | | 00 | | | |
| | 45 | Arizona taxable income: Subtract lines 43 and 44 from line 42. If less than zero, enter "0"..... | 45 | | 00 | | | |
| | 46 | Compute the tax using amount on line 45 and Tax Tables X and Y or Optional Tax Tables..... | 46 | | 00 | | | |
| | 47 | Tax from recapture of credits from Arizona Form 301, Part 2, line 32 | 47 | | 00 | | | |
| | 48 | Subtotal of tax: Add lines 46 and 47. Enter the total | 48 | | 00 | | | |
| | 49 | Dependent Tax Credit. See instructions | 49 | | 00 | | | |
| | 50 | Family income tax credit (from the worksheet - see instructions) | 50 | | 00 | | | |
| | 51 | Nonrefundable Credits from Arizona Form 301, Part 2, line 64..... | 51 | | 00 | | | |
| Total Payments and Refundable Credits | 52 | Balance of tax: Subtract lines 49, 50 and 51 from line 48. If the sum of lines 49, 50 and 51 is greater than line 48, enter "0" | 52 | | 00 | | | |
| | 53 | 2022 AZ income tax withheld..... | 53 | | 00 | | | |
| | 54 | 2022 AZ estimated tax payments..54a <input type="text"/> 00 Claim of Right 54b <input type="text"/> 00 Add 54a and 54b.. | 54c | | 00 | | | |
| | 55 | 2022 AZ extension payment (Form 204) | 55 | | 00 | | | |
| | 56 | Increased Excise Tax Credit (from the worksheet - see instructions) | 56 | | 00 | | | |
| | 57 | Property Tax Credit from Arizona Form 140PTC..... | 57 | | 00 | | | |
| | 58 | Other refundable credits: Check the box(es) and enter the total amount.....581 <input type="checkbox"/> 308-I 582 <input type="checkbox"/> 349 | 58 | | 00 | | | |
| | 59 | Total payments and refundable credits: Add lines 53 through 58. Enter the total..... | 59 | | 00 | | | |
| Tax Due or Overpayment | 60 | TAX DUE: If line 52 is larger than line 59, subtract line 59 from line 52. Enter amount of tax due. Skip lines 61, 62 and 63..... | 60 | | 00 | | | |
| | 61 | OVERPAYMENT: If line 59 is larger than line 52, subtract line 52 from line 59. Enter amount of overpayment..... | 61 | | 00 | | | |
| | 62 | Amount of line 61 to be applied to 2023 estimated tax..... | 62 | | 00 | | | |
| Voluntary Gifts | 63 | Balance of overpayment: Subtract line 62 from line 61. Enter the difference | 63 | | 00 | | | |
| | 64 - 74 | Voluntary Gifts to: | | | | | | |
| | | Solutions Teams Assigned to Schools..... | 64 | <input type="text"/> 00 | Arizona Wildlife..... | 65 | <input type="text"/> 00 | |
| | | Child Abuse Prevention | 66 | <input type="text"/> 00 | Domestic Violence Services..... | 67 | <input type="text"/> 00 | |
| | | Neighbors Helping Neighbors.. | 69 | <input type="text"/> 00 | Special Olympics..... | 70 | <input type="text"/> 00 | |
| | | I Didn't Pay Enough Fund..... | 72 | <input type="text"/> 00 | Sustainable State Parks and Road Fund..... | 73 | <input type="text"/> 00 | |
| | | Political Party (if amount is entered on line 68 - check only one): | 751 | <input type="checkbox"/> Democratic | 752 | <input type="checkbox"/> Libertarian | 753 | <input type="checkbox"/> Republican |
| | | Estimated payment penalty | 76 | | | | | |
| | | 771 <input type="checkbox"/> Annualized/Other 772 <input type="checkbox"/> Farmer or Fisherman 773 <input type="checkbox"/> Form 221 included | | | | | | |
| | | Add lines 64 through 74 and 76; enter the total..... | 78 | | | | 00 | |
| Refund or Amount Owed | 79 | REFUND: Subtract line 78 from line 63. If less than zero, enter amount owed on line 80 | 79 | | 00 | | | |
| | | Direct Deposit of Refund: Check box 79A if your deposit will be ultimately placed in a foreign account ; see instructions. 79A <input type="checkbox"/> | | | | | | |
| | | <input checked="" type="checkbox"/> C <input type="checkbox"/> Checking or SAVINGS <input type="checkbox"/> Savings ROUTING NUMBER: <input type="text"/> ACCOUNT NUMBER: <input type="text"/> | | | | | | |
| | 80 AMOUNT OWED: Add lines 60 and 78. Make check payable to Arizona Department of Revenue; write your SSN on payment; and include with your return | 80 | | | 00 | | | |

Under penalties of perjury, I declare that I have read this return and any documents with it, and to the best of my knowledge and belief, they are true, correct and complete. Declaration of preparer (other than taxpayer) is based on all information of which preparer has any knowledge.

PLEASE SIGN HERE

YOUR SIGNATURE _____ DATE _____ OCCUPATION _____

SPOUSE'S SIGNATURE _____ DATE _____ SPOUSE'S OCCUPATION _____

PAID PREPARER'S SIGNATURE _____ DATE _____ FIRM'S NAME (PREPARER'S IF SELF-EMPLOYED) _____

PAID PREPARER'S STREET ADDRESS _____ PAID PREPARER'S TIN _____

PAID PREPARER'S CITY _____ STATE _____ ZIP CODE _____ PAID PREPARER'S PHONE NUMBER _____

2022 Form 140 - Standard Deduction Increase for Charitable Contributions

You must complete this worksheet if you are taking an increased standard deduction for charitable contributions. Include the completed worksheet with your tax return, when filed. If you do not include the completed worksheet, your standard deduction will not be increased.

Taxpayers electing to take the Standard Deduction on their Arizona tax return may *increase* the standard deduction amount by 27% (.27) of the total amount of the taxpayer's charitable deductions that would have been allowed if the taxpayer elected to claim itemized deductions on the Arizona tax return.

Charitable contributions (lines 1C, 2C, and 3C) are those gifts allowed on federal 1040 Schedule A (Gifts to Charity) that you would have claimed had you elected to take itemized deductions on your federal return.

NOTE 1: You must reduce your contribution amount by the total charitable contributions you made during January 1, 2022 through December 31, 2022 for which you are claiming an Arizona tax credit under Arizona law for the current tax year return or claimed on the prior tax year return. Enter this amount on 5C.

NOTE 2: If you itemized deductions on your federal return (1040 Schedule A) and were required to adjust the amount of your allowable contributions on your federal 1040 Schedule A for the amount claimed as a tax credit on your Arizona income tax return, include the amount of the federal contribution adjustment to line 1C and enter the amount of the Arizona tax credit on line 5C.

Complete the worksheet to determine your allowable increased standard deduction for charitable contributions.

| | | | | |
|-----------|--|-----------|--|----|
| 1C | 2022 Gifts by cash or check..... | 1C | | 00 |
| 2C | 2022 Other than by cash or check..... | 2C | | 00 |
| 3C | Carryover from prior year..... | 3C | | 00 |
| 4C | Add lines 1C through 3C and enter the total..... | 4C | | 00 |
| 5C | Total charitable contributions made in 2022 for which you are claiming a credit under Arizona law for the current (2022) or prior (2021) tax year..... | 5C | | 00 |
| 6C | Subtract line 5C from line 4C and enter the difference. If less than zero, enter "0"..... | 6C | | 00 |
| 7C | Multiply line 6C by 27% (.27) and enter the result..... | 7C | | 00 |

- Enter the amount shown on line 7C on page 2, line 44.
- Be sure to check box **43S** for Standard Deduction on line 43.
- Check box **44C** for charitable contributions on line 44. If you do not check this box, you may be denied the increased standard deduction.

2022 Form 140 Dependent and Other Exemption Information

Include page 4 with your return if:

- You are listing additional dependents (for box 10a and 10b) from page 1.
- You are listing additional qualifying parents and grandparents (for box 11a) from page 1.
 - You are claiming *Other Exemptions* on page 2, line 40.

Part 1: Dependents (Box 10a and 10b) continued from page 1

Information used to compute your allowable **Dependent Tax Credit** on page 2, line 49.

NOTE: If you have more than three qualifying dependents, you **must** complete Part 1 and the worksheet in the instructions to compute your Dependent Tax Credit on line 49.

| | (a) FIRST AND LAST NAME (Do not list yourself or spouse.) | (b) SOCIAL SECURITY NO. | (c) RELATIONSHIP | (d) NO. OF MONTHS LIVED IN YOUR HOME IN 2022 | (e) ✓ Dependent Age included in: | | (f) ✓ IF YOU DID NOT CLAIM THIS PERSON ON YOUR FEDERAL RETURN DUE TO EDUCATIONAL CREDITS |
|-----|---|----------------------------|---------------------|---|--|--------------------------|--|
| | | | | | 1 (Box 10a) | 2 (Box 10b) | |
| 10f | | | | | <input type="checkbox"/> | <input type="checkbox"/> | <input type="checkbox"/> |
| 10g | | | | | <input type="checkbox"/> | <input type="checkbox"/> | <input type="checkbox"/> |
| 10h | | | | | <input type="checkbox"/> | <input type="checkbox"/> | <input type="checkbox"/> |
| 10i | | | | | <input type="checkbox"/> | <input type="checkbox"/> | <input type="checkbox"/> |
| 10j | | | | | <input type="checkbox"/> | <input type="checkbox"/> | <input type="checkbox"/> |
| 10k | | | | | <input type="checkbox"/> | <input type="checkbox"/> | <input type="checkbox"/> |
| 10l | | | | | <input type="checkbox"/> | <input type="checkbox"/> | <input type="checkbox"/> |
| 10m | | | | | <input type="checkbox"/> | <input type="checkbox"/> | <input type="checkbox"/> |
| 10n | | | | | <input type="checkbox"/> | <input type="checkbox"/> | <input type="checkbox"/> |
| 10o | | | | | <input type="checkbox"/> | <input type="checkbox"/> | <input type="checkbox"/> |
| 10p | | | | | <input type="checkbox"/> | <input type="checkbox"/> | <input type="checkbox"/> |

Part 2: Qualifying parents and grandparents (Box 11a) continued from page 1

Additional qualifying parents and grandparents information used to compute your allowable exemption on page 2, line 41.

| | (a) FIRST AND LAST NAME (Do not list yourself or spouse.) | (b) SOCIAL SECURITY NO. | (c) RELATIONSHIP | (d) NO. OF MONTHS LIVED IN YOUR HOME IN 2022 | (e) ✓ IF AGE 65 OR OVER | (f) ✓ IF DIED IN 2022 |
|-----|---|----------------------------|---------------------|---|-------------------------------|-----------------------------|
| 11d | | | | | <input type="checkbox"/> | <input type="checkbox"/> |
| 11e | | | | | <input type="checkbox"/> | <input type="checkbox"/> |
| 11f | | | | | <input type="checkbox"/> | <input type="checkbox"/> |
| 11g | | | | | <input type="checkbox"/> | <input type="checkbox"/> |
| 11h | | | | | <input type="checkbox"/> | <input type="checkbox"/> |
| 11i | | | | | <input type="checkbox"/> | <input type="checkbox"/> |

Part 3: Other Exemptions

Information used to compute your allowable **Other Exemptions** on page 2, line 40.

| | (a) FIRST AND LAST NAME (Do not list yourself or spouse.) | (b) SOCIAL SECURITY NO. | (c) ✓ AGE 65 OR OVER (see instructions) | | (d) ✓ STILLBORN CHILD IN 2022 |
|----|---|----------------------------|---|--------------------------|-------------------------------------|
| | | | C1 | C2 | |
| 1 | | | <input type="checkbox"/> | <input type="checkbox"/> | <input type="checkbox"/> |
| 2 | | | <input type="checkbox"/> | <input type="checkbox"/> | <input type="checkbox"/> |
| 3 | | | <input type="checkbox"/> | <input type="checkbox"/> | <input type="checkbox"/> |
| 4 | | | <input type="checkbox"/> | <input type="checkbox"/> | <input type="checkbox"/> |
| 5 | | | <input type="checkbox"/> | <input type="checkbox"/> | <input type="checkbox"/> |
| 6 | | | <input type="checkbox"/> | <input type="checkbox"/> | <input type="checkbox"/> |
| 7 | | | <input type="checkbox"/> | <input type="checkbox"/> | <input type="checkbox"/> |
| 8 | | | <input type="checkbox"/> | <input type="checkbox"/> | <input type="checkbox"/> |
| 9 | | | <input type="checkbox"/> | <input type="checkbox"/> | <input type="checkbox"/> |
| 10 | | | <input type="checkbox"/> | <input type="checkbox"/> | <input type="checkbox"/> |

Enter the total number of individuals listed in Part 3 in box 40E on page 2, line 40.

2022 Form 140 - Other Additions to Arizona Gross Income

Complete and include this schedule with your tax return **only** if you are making any adjustments **increasing** your Arizona Gross Income.

Note: If you are making any adjustments **reducing** your Arizona Gross Income complete page 6.

Other Additions to Arizona Gross Income - Line 18 (see instructions for more information)

| | | | |
|-------------|--|-------------|----|
| A | Married Persons Filing Separate Returns..... | A | 00 |
| B | Arizona Form 141AZ Schedule K-1 - Fiduciary Adjustment..... | B | 00 |
| C | Ordinary Income Portion of Lump-Sum Distributions Excluded on Your Federal Return..... | C | 00 |
| D | Items Previously Deducted for Arizona Purposes..... | D | 00 |
| E | Claim of Right Adjustment for Amounts Repaid in 2022..... | E | 00 |
| F(a) | Claim of Right Adjustment for Amounts Repaid in Prior Taxable years..... | F(a) | 00 |
| F(b) | Adjustment for Net Operating Loss due to Claim of Right..... | F(b) | 00 |
| G(a) | Addition for Expenses Due to Claiming Credit 312. See instructions..... | G(a) | 00 |
| G(b) | Addition to S Corporation Income for Expenses Due to Claiming Pass-Through Credit on Form 312. See instructions..... | G(b) | 00 |
| H(a) | Adjusted Basis in Property for Which You Have Claimed a Credit for Investment in Qualified Small Businesses (Form 338) that was sold or otherwise disposed of during the tax year. See instructions.... | H(a) | 00 |
| H(b) | Adjusted Basis in Property for Which You Have Claimed a Credit for Agricultural Pollution Control Equipment (Form 325) that was sold or otherwise disposed of during the tax year. See instructions..... | H(b) | 00 |
| H(c) | Adjusted Basis in Property for Which You Claimed a Credit for Pollution Control Equipment (Form 315) Before Taxable Year 2022 that was sold or otherwise disposed of during the tax year. See instructions. | H(c) | 00 |
| I | Nonqualified Withdrawals from 529 College Savings Plans..... | I | 00 |
| J | Sole Proprietorship Loss of an Arizona Nonprofit Medical Marijuana Dispensary Included in Federal Adjusted Gross Income. Sole Proprietorship loss of an Arizona dual licensee that has not elected to operate on a for profit-basis must also add back the portion of their loss that is from the medical marijuana portion of the business that is included in their federal adjusted gross income..... | J | 00 |
| K | Federal Net Operating Loss (NOL) Carryforward from Non-Arizona Sources Accrued While a Nonresident... | K | 00 |
| L | Federal Capital Loss Carryforward Deduction Incurred from Non-Arizona Sources Prior to Arizona Residency..... | L | 00 |
| M | Americans with Disabilities Act - Access Expenditures..... | M | 00 |
| N | Amortization or Depreciation for Child Care Facility before 1990..... | N | 00 |
| O | Net Capital Loss Derived From the Exchange of One Kind of Legal Tender for Another Kind of Legal Tender: See instructions..... | O | 00 |
| P | Entity-level Income Tax Payment. See instructions..... | P | 00 |
| Q | Other Adjustments Related to Tax Credits. See instructions..... | Q | 00 |
| R | Other Adjustments. See instructions..... | R | 00 |
| S | Total Other Additions: Add all amounts and enter the total here and on page 1, line 18..... | S | 00 |

2022 Form 140 - Other Subtractions from Arizona Gross Income

Complete and include this schedule with your tax return **only** if you are making any adjustments **decreasing** your Arizona Gross Income.

Note: If you are making any adjustments **increasing** your Arizona Gross Income complete page 5.

Other Subtractions from Arizona Gross Income - Line 36 (see instructions for more information)

| | | | | |
|----------|---|----------|--|----|
| A | Married Persons Filing Separate Returns..... | A | | 00 |
| B | Arizona Form 141AZ Schedule K-1 - Fiduciary Adjustment..... | B | | 00 |
| C | Federally Taxable Arizona Municipal Interest as Evidenced by Bonds..... | C | | 00 |
| D | Adoption Expense..... | D | | 00 |
| E | Qualified Wood Stove, Wood Fireplace or Gas-Fired Fireplace..... | E | | 00 |
| F | Claim of Right Adjustment for Amounts Repaid in Prior Taxable Years..... | F | | 00 |
| G | Certain Expenses Not Allowed for Federal Purposes (due to claiming federal tax credits)..... | G | | 00 |
| H | Qualified State Tuition Distributions..... | H | | 00 |
| I | Installment Sale Income from Another State Taxed by the Other State In a Prior Taxable Year..... | I | | 00 |
| J | Agricultural Crops Given to Arizona Charitable Organizations..... | J | | 00 |
| K | Basis Adjustment for Property Sold or Otherwise Disposed of During the Taxable Year..... | K | | 00 |
| L | Sole Proprietorship Income of an Arizona Nonprofit Medical Marijuana Dispensary Included in Federal Adjusted Gross Income. In addition, Sole Proprietorship income of an Arizona dual licensee that has not elected to operate on a for-profit basis may subtract the portion of their federal taxable income that is from the medical marijuana portion of the business..... | L | | 00 |
| M | Long-Term Care Insurance Premiums..... | M | | 00 |
| N | Americans with Disabilities Act – Access Expenditures..... | N | | 00 |
| O | Exploration Expenses Deferred before January 1, 1990..... | O | | 00 |
| P | Sole Proprietorship of an Arizona Marijuana Establishment, Marijuana Testing Facilities and dual licensees that operate on a for-profit basis: enter the total amount of ordinary and necessary expenses related to the sales of recreational use products reported on Schedule DFE (line 16). An LLC that has elected to be treated as a disregarded entity for federal purposes, and also elected to operate on a for-profit basis may subtract the total amount of ordinary and necessary expenses related to the sales of recreational use products reported on Schedule DFE (line 16)..... | P | | 00 |
| Q | S Corporation shareholders of an Arizona Marijuana Establishment, Marijuana Testing Facilities and dual licensees that operate on a for-profit basis: enter the amount of your pro-rata share of ordinary and necessary expenses related to the sales of recreational use products as shown on your 120S Schedule K-1, line 7..... | Q | | 00 |
| R | Net Capital Gain Derived From the Exchange of One Kind of Legal Tender for Another Kind of Legal Tender: See instructions..... | R | | 00 |
| S | Other Adjustments - see instructions..... | S | | 00 |
| T | Total Other Subtractions: Add all amounts and enter the total here and on page 2, line 36..... | T | | 00 |

Include with your return.

| | |
|--|---------------------------------|
| Your Name as shown on Form 140 | Your Social Security Number |
| Spouse's Name as shown on Form 140 (if filing joint) | Spouse's Social Security Number |

To itemize on your Arizona return, you must first complete a federal Schedule A even if you did not itemize on your federal return. Use Form 140 Schedule A to adjust the amount shown on the federal Schedule A. Complete Form 140 Schedule A **only if you are making changes** to the amount shown on the federal Schedule A. See instructions for details.

Adjustment to Medical and Dental Expenses

| | | | |
|---|----------|--|----|
| 1 Medical and dental expenses..... | 1 | | 00 |
| 2 Medical expenses allowed to be taken as a federal itemized deduction..... | 2 | | 00 |
| 3 If line 1 is the same as or more than line 2, subtract line 2 from line 1; otherwise, go to line 4..... | 3 | | 00 |
| 4 If line 2 is more than line 1, subtract line 1 from line 2..... | 4 | | 00 |

Adjustment to Interest Deduction

| | | | |
|---|----------|--|----|
| 5 If you received a federal credit for interest paid on mortgage credit certificates (from federal Form 8396), enter the amount of mortgage interest you paid for 2022 that is equal to the amount of your 2022 federal credit..... | 5 | | 00 |
|---|----------|--|----|

Adjustments to Charitable Contributions

| | | | |
|---|----------|--|----|
| 6 Amount of charitable contributions for which you are claiming a credit under Arizona law..... | 6 | | 00 |
|---|----------|--|----|

Adjustment to State Income Taxes

| | | | |
|---|----------|--|----|
| 7 Amount of state income taxes deducted on the federal Schedule A that are for contributions to a charity for which an Arizona credit was received. If your tax deductions were limited on your federal Schedule A complete the worksheet on page 2 to determine the adjustment on this line..... | 7 | | 00 |
|---|----------|--|----|

Other Adjustments

| | | | |
|---|----------|--|----|
| 8 Amount allowed as a federal itemized deduction that relates to income not subject to Arizona tax..... | 8 | | 00 |
|---|----------|--|----|

Adjusted Itemized Deductions

| | | | |
|--|-----------|--|----|
| 9 Add the amounts on lines 3 and 5..... | 9 | | 00 |
| 10 Add the amounts on lines 4, 6, 7, and 8..... | 10 | | 00 |
| 11 Total federal itemized deductions allowed to be taken on federal return..... | 11 | | 00 |
| 12 Enter the amount from line 9 above..... | 12 | | 00 |
| 13 Add lines 11 and 12..... | 13 | | 00 |
| 14 Enter the amount from line 10 above..... | 14 | | 00 |
| 15 Arizona itemized deductions: Subtract line 14 from line 13. Enter the difference here. Also, enter the amount on Form 140, page 2, line 43. If less than zero, enter "0"..... | 15 | | 00 |



You must include a copy of federal Form 1040, Schedule A with your return if you itemize your deductions.

2022 Form 140 Schedule A Adjustment to State Income Taxes

Arizona Revised Statutes § 43-1042 was amended to require taxpayers to reduce the amount of itemized deductions for amounts used to claim an Arizona credit even if the amount was deducted on the federal return as state income taxes paid rather than as charitable contributions.

If you claimed income taxes on your federal 1040 Schedule A, complete the following worksheet to determine the amount of your adjustment to enter on page 1, line 7.

| | | | |
|-----------|--|-----------|----|
| 1A | Total state income taxes on the federal Schedule A before applying the federal limitations..... | 1A | 00 |
| 2A | Amount included in the line 1A for which you claimed an Arizona credit..... | 2A | 00 |
| 3A | Subtract line 2A from line 1A. Enter the difference..... | 3A | 00 |
| 4A | Limit from federal Schedule A. Enter \$10,000 (\$5,000 if married filing separate).. | 4A | 00 |
| 5A | Enter the smaller of line 3A or 4A..... | 5A | 00 |
| 6A | Enter total state income taxes claimed on federal Schedule A (after limitation)..... | 6A | 00 |
| 7A | Subtract line 5A from line 6A. This is the amount of your Arizona adjustment. Enter the amount on page 1, line 7..... | 7A | 00 |

DO NOT STAPLE ANY ITEMS TO THE RETURN.

For the calendar year 2022 or fiscal year beginning MM,DD,YY 2,0,2,2 and ending MM,DD,YY 66

| | | | |
|---|-----------|-----------------------------------|---|
| 1 Your First Name and Middle Initial | Last Name | Enter your SSN(s). | Your Social Security Number |
| 1 Spouse's First Name and Middle Initial (if filing joint) | Last Name | | Spouse's Social Security No. |
| 2 Current Home Address - number and street, rural route | | Apt. No. | Daytime Phone (with area code) 94 |
| 3 City, Town or Post Office | | State | ZIP Code |

REVENUE USE ONLY. DO NOT MARK IN THIS AREA.

88

81 PM **80** RCVD

- Resident Personal Income Tax Forms – Check only one box:**
- 140 140A 140EZ 140PTC 140ET
- Part-Year Resident Personal Income Tax, Form 140PY
- Nonresident Personal Income Tax, Form 140NR
- Nonresident Composite, Form 140NR

Filing Form 204 will also provide an automatic 6-month extension for your Small Business Income tax return (Form 140-SBI, Form 140NR-SBI or Form 140PY-SBI). Do not file Form 204-SBI unless you are making an extension payment for your Small Business tax return. See Form 204-SBI for more information. Use Form 204-SBI to make this payment.

| | |
|---|--|
| <p>All extension requests must be postmarked on or before the original due date of the return, unless the original due date falls on a weekend or legal holiday. In that case, your request must be postmarked on or before the business day following the weekend or legal holiday. If you are a calendar year filer, your request for a 2022 filing extension must be postmarked on or before April 18, 2023.</p> | <p>An Arizona extension cannot be granted for more than six months beyond the original due date of the return. Arizona will grant an automatic six-month extension to individuals filing Forms 140, 140A, 140EZ, 140NR, 140PY, 140PTC, or 140ET. Arizona will accept a valid federal extension for the period covered by the federal extension. This includes the automatic six-month individual federal filing extension.</p> |
|---|--|

| | | |
|---|-------------------------------|------------------------|
| CHECK ONE BOX: | Fiscal Tax Year Ending | Return Due Date |
| <input type="checkbox"/> Individual Calendar Year Filers: | | |
| This is a request for an automatic 6-month filing extension | | October 16, 2023 |
| <input type="checkbox"/> Individual Fiscal Year Filers: | | |
| Enter taxable year end date and 6-month extended due date | <u>MM,DD,YYYY</u> | <u>MM,DD,YYYY</u> |
| <input type="checkbox"/> A federal extension will be used to file this tax return. This form is being used to transmit the Arizona extension payment. | | |

Note: Calendar year filers - Because October 15, 2023 falls on a weekend, you have until October 16, 2023 to file your return.

| | | | |
|---|----------|----|----|
| 1 Tax liability for 2022. You may estimate this amount | 1 | | 00 |
| 2 Arizona income tax withheld during 2022 | 2 | 00 | |
| 3 Arizona estimated tax payments for 2022 | 3 | 00 | |
| 4 Credits you will claim on your 2022 return. See Arizona Form 301 for a list of credits. 4 | | 00 | |
| 5 Add lines 2 through 4..... | 5 | | 00 |
| 6 Balance of Tax: Subtract line 5 from line 1..... | 6 | | 00 |
| 7 Enter amount of payment enclosed with this extension..... PAYMENT ENCLOSED ▶ | 7 | | 00 |

- Make check payable to Arizona Department of Revenue; **write your SSN, Form 204 and tax year on your payment.**
- **Include your payment with this form.**
- For **Nonresident Composite returns**, write "Composite 140NR" on payment and include the taxable year end and entity's EIN.

- **IMPORTANT:** If you are filing under a federal extension but are making an Arizona extension *payment by credit card or electronic payment*, **do not mail Form 204** to us. We will apply your extension tax payment to your account.
- If you **are** sending a payment with this request, mail to Arizona Department of Revenue, PO Box 29085, Phoenix, AZ 85038-9085.
- If you are **not** sending a payment with this request, mail to Arizona Department of Revenue, PO Box 52138, Phoenix, AZ 85072-2138.

THIS PAGE INTENTIONALLY LEFT BLANK

2022 Form 140 Schedule A Itemized Deduction Adjustments

For Full-Year Residents Only

Before you complete Arizona Form 140 Schedule A, you must complete a federal Form 1040 Schedule A even if you do not itemize deductions on your 2022 federal return. You may itemize your deductions on your Arizona return even if you do not itemize on your federal return. For the most part, you can deduct those items that are allowable itemized deductions under the Internal Revenue Code (IRC).

Use Form 140 Schedule A, *Itemized Deduction Adjustments*, to adjust the amount shown on the federal Schedule A. Complete Form 140 Schedule A **only** if you are making changes to the amount shown on the federal Schedule A. You must include the federal Form 1040 Schedule A with this form.

General Instructions

Arizona is a community property state. If you are married filing a separate return and claiming itemized deductions, see the department's ruling, ITR 93-19, *Deductions, Exemptions, and Credits for Married Taxpayers who file Separate Returns*, for more information claiming itemized deductions.

When married taxpayers file separate Arizona income tax returns, both filers must either claim the standard deduction or itemize deductions. One spouse may not claim a standard deduction when the other spouse itemizes deductions. If this situation does occur, the standard deduction will be disallowed, regardless of which return may have been filed first.

The treatment of itemized deductions by spouses who file separate returns depends on whether the deductible expenses were paid with community funds or with separate funds. If the expenses were paid with community funds, the deduction is divided equally between each spouse. Expenses paid with separate funds are deductible by the spouse who paid the expenses. Under no circumstances may more than 100 percent of the allowable deductions be claimed.

NOTE: *If you or your spouse claim 100% of the allowable itemized deductions, the other spouse must enter "0" on Form 140, line 43, and that spouse cannot claim an adjustment for either itemized deductions or the standard deduction.*

You must complete Form 140 Schedule A only if any of the following items apply to you:

1. You are deducting medical and dental expenses.
2. You are claiming a federal credit (from federal Form 8396) for interest paid on mortgage credit certificates.
3. Your deductions claimed on the federal Schedule A include expenses related to income not subject to Arizona tax.
4. You are claiming an Arizona credit for any amount allowed as a charitable contribution or a state income tax deduction.

If any of those items (1 through 4) apply to you, complete federal Form 1040 Schedule A, and then complete Form 140 Schedule A as instructed.

Do not complete Form 140 Schedule A if those items do not apply to you.

If you do not have to complete Form 140 Schedule A, enter the amount from federal Form 1040 Schedule A on Arizona Form 140, page 2, line 43.

Line-by-Line Instructions

Lines 1 through 4 - Medical and Dental Expenses

*Skip lines 1 through 4 if you are **not** deducting medical and dental expenses.*

In most cases, the deduction allowed on the Arizona return will be larger than the deduction allowed on the federal return. On your Arizona return, you do not have to reduce your medical expenses by a percentage of your federal adjusted gross income.

In most cases, you may deduct more medical expenses on your Arizona return than you can deduct on your federal return. Complete lines 1 through 4 to deduct those expenses that were not allowed on federal return due to limitations.

Line 1

Enter the total of your medical and dental expenses. Do not include any expenses that were paid by insurance or other sources. Do not include the following amounts you paid through an employer-sponsored health insurance plan (cafeteria plan) unless your employer included the amounts in Box 1 of your Form W-2.

- Insurance premiums you paid through the plan.
- Other medical and dental expenses paid by the plan.

If you are self-employed, do not include any amount that you paid for health insurance that you deducted in computing your federal adjusted gross income.

For details about what types of expenses you may deduct, see federal Form 1040 Schedule A.

Lines 2 through 4

Complete lines 2 through 4 as instructed on the form.

Line 5 - Interest Paid on Mortgage Credit Certificates

*Skip line 5 if you are **not** claiming a federal credit for interest paid on mortgage credit certificates on your federal return.*

If you claimed this credit on your federal return (using federal Form 8396), you may deduct the amount of mortgage interest you paid in 2022 that is equal to the amount of that credit. Enter the amount of that interest on line 5.

Line 6 - Adjustments to Charitable Contributions

*Skip line 6a if you are **not** claiming an Arizona tax credit for any amount allowed as a charitable contribution.*

You cannot claim both a deduction and a credit for the same charitable contributions. Enter the amount of charitable contributions for which you are claiming a credit.

| For Example: | | |
|-------------------------------------|---|---|
| If you claimed a credit on AZ Form: | For: | |
| 321 | Contributions to Qualifying Charitable Organizations | You must make an entry on line 6 if you deducted the amount contributed as an itemized deduction on federal Form 1040 Schedule A. |
| 322 | Contributions Made or Fees Paid to Public Schools | |
| 323 | Contributions to Private School Tuition Organization | |
| 331 | Donation of School Site | |
| 335-I | Contributions made by an S Corporation to a School Tuition Organizations - Individual | |
| 340 | Donations to the Military Family Relief Fund | |
| 341-I | Contributions made by an S Corporation to a School Tuition Organization for Displaced Students or Students with Disabilities - Individual | |
| 348 | Contributions to Certified School Tuition Organizations - Individual | |
| 352 | Contributions to Qualifying Foster Care Charitable Organizations | |

If you claimed a credit on your 2021 return for a contribution that you made during 2022 (see Arizona Forms 321, 322, 323, 348, and 352), you must exclude this deduction on your 2022 return, even though you claimed the credit on your 2021 return.

If you are claiming a credit on your 2022 return for a contribution made during 2023 (see Arizona Forms 321, 322, 323, 348, and 352), you must you must exclude this deduction on your 2023 return, even though you are claiming the credit on your 2022 return.

Line 7 – Adjustment to State Income Taxes

Arizona Revised Statutes § 43-1042 was amended to require taxpayers to reduce the amount of itemized deductions for amounts used to claim an Arizona credit, even if the amount was deducted on the federal return as taxes paid rather than as charitable contributions.

Did you claim sales taxes rather than income taxes on your federal Schedule A?

- If yes, *stop*. No adjustment is necessary. Go to line 8.
- If no, complete the worksheet on page 2 of Form 140 Schedule A to determine the amount of your adjustment to enter on line 7.

Line 8 - Other Adjustments

You may not deduct any expense that relates to income not subject to Arizona tax. You must complete line 7 if your federal Schedule A includes such expenses. Such expenses include:

1. Interest or other related expenses incurred to purchase or carry U.S. obligations, when the income is not subject to Arizona tax.
2. State taxes paid to other states for prior years if you were not an Arizona resident for that prior year.
3. Employee business expenses that relate to income not subject to Arizona tax.

This list is not complete. There may be other items included in your federal Schedule A that you cannot deduct on the Arizona return.

Enter the amount of expenses deductible on federal Schedule A that are allocable to income that is not subject to Arizona income tax.

Lines 9 through 14 - Adjusted Itemized Deductions

Complete lines 9 through 14 as instructed on the form.

Line 15 – Arizona Itemized Deductions

Subtract line 14 from line 13 and enter the difference. If less than zero, enter “0”. Also, enter the amount on Form 140, page 2, line 43.

NOTE: *The amount entered on line 15 cannot be a negative number. Entering a negative number on Form 140, line 43 may delay the processing of your return.*

2022 Filing Extension For Individuals

For information or help, call one of the numbers listed:

Phoenix (602) 255-3381
From area codes 520 and 928, toll-free (800) 352-4090

Tax forms, instructions, and other tax information


If you need tax forms, instructions, and other tax information, go to the department's website at www.azdor.gov.

Income Tax Procedures and Rulings

These instructions may refer to the department's income tax procedures and rulings for more information. To view or print these, go to our website select *Reports, Statistics and Legal Research* from the main menu then click on *Legal Research* and select a *Document Type* and *Category* from the drop down menus.

Publications

To view or print the department's publications, go to our website and click on *Reports, Statistics and Legal Research* from the main menu then click on *Publications* in the left-hand side column.

 **Leave the paper behind and e-file your Arizona extension request.**

Visit www.azdor.gov for e-file requirements.

Purpose of Form 204

Use Arizona Form 204 to apply for an extension of time to file Arizona Forms 140, 140A, 140EZ, 140ET, 140PTC, 140PY, or 140NR. Individuals use this form to apply for an automatic 6-month extension.

NOTE: *If you elected to report your small business income on Form 140-SBI, Form 140NR-SBI or Form 140PY-SBI, filing Form 204 will also provide an automatic 6-month extension to file your small business income tax return.*

You cannot make an extension payment for your small business income tax return using Form 204. You must complete and file Form 204-SBI to make an extension payment for your small business income tax return. For more information see Form 204-SBI and instructions.

If you are using Form 204 to request a filing extension for an Arizona Form 140NR composite return, enter the partnership or S Corporation's employer identification number (EIN) in the area designated for an individual's Social Security Number (SSN).

Also, use Form 204 to remit an extension payment whether you are requesting an Arizona extension or using a valid federal extension. However, if you are filing under a federal extension, but making an electronic extension payment or making an extension payment using a credit card, you do not need to mail in Form 204.

Arizona will accept your federal extension for the period covered by the federal extension.

Foreign Address

If you have a foreign address, enter the information in the following order: city, province or state, and country. Follow the country's practice for entering the postal code. Do not abbreviate the country name.

When to File Form 204

All extension requests must be postmarked on or before the original due date of the return, *unless the original due date falls on a weekend or legal holiday.*

In that case, your request must be postmarked on or before the business day following the weekend or legal holiday.

Calendar year filers have until April 18, 2023 to file the request for an extension. This will allow you to file your return by October 16, 2023.

Complete Form 204 to request an automatic 6-month extension. Write **2022 Extension Request** on the **front** of your envelope.

If you are **including a payment** with this request, mail the form to

Arizona Department of Revenue
PO Box 29085
Phoenix, AZ 85038-9085

If you are **not including a payment** with your request, mail the form to

Arizona Department of Revenue
PO Box 52138
Phoenix, AZ 85072-2138

The department will not return a copy of the Form 204 to you. Be sure to keep a copy of the completed Form 204.

An extension does not extend the time to pay your income tax. You must still pay your tax liability by April 18, 2023 or by the original due date of your return.

If you do not pay at least 90% (.90) of the income tax liability disclosed by your return by the return's original due date, you will be subject to the extension underpayment penalty. We charge interest from the original due date to the date of payment.

Extension Underpayment Penalty: We impose this penalty if you do not pay at least 90% (.90) of the income tax liability shown on your return filed under an extension by the return's original due date. The extension underpayment penalty is 1/2 of 1% (.005) of the income tax not paid for each 30-day period or fraction of a 30-day period. We impose this penalty from the original due date of the return until you pay the tax. The extension underpayment penalty cannot exceed 25% (.25) of the unpaid income tax. If we charge you the extension underpayment penalty, we will not charge you the late payment penalty under Arizona Revised Statutes § 42-1125(D).

Nonresident Aliens

The due date for your Arizona return is not the same as the due date for your federal return. Your Arizona return is due by

April 18, 2023 even though your federal return is due on June 15, 2023. If you want to file your 2022 Arizona return after April 18, 2023 you must ask for a filing extension.

Arizona will allow up to a 6-month extension. This will allow you to file your return by October 16, 2023.

If you have a federal 6-month extension, you can file your Arizona return under that extension. If you file using your federal extension, Arizona will also allow you an extra 6 months.

Because we will allow only 6 months, the due date for your Arizona return is not the same as the due date for your federal return. In this case, your Arizona return will be due by October 16, 2023 even though your federal return will not be due until December 15, 2023. If you file your 2022 Arizona calendar year return after October 16, 2023 your return will be late.

Making Your Payment

Individuals may make extension payments by check, electronic check, money order, or credit card.

Partnerships or S corporations making an extension payment on behalf of nonresidents participating in the filing of an Arizona Form 140NR composite return must make that payment by check or money order.

Check or Money Order

If paying by check or money order, make your check or money order payable to Arizona Department of Revenue.

Write your SSN (or EIN) and 2022 Extension Request on the **front** of your check or money order.

Include your check or money order with Form 204.

Electronic Payment From Your Checking or Savings Account

You can make an electronic payment from your checking or savings account to pay your balance due for 2022. There is no fee to use this method. To make an electronic payment, go to www.AZTaxes.gov and click on the “Make a Payment” link.

Be sure to enter the correct routing number and account number for your checking or savings account. You will be charged a \$50 NSF (non-sufficient funds) fee if you provide an incorrect routing number or an incorrect account number. Check with your financial institution to get the correct routing and account numbers.

The “E-Check” option in the “Payment Method” drop-down box will debit the amount from the checking or savings account that you specify. If you make an electronic payment from your checking or savings account, you will receive a confirmation number. **Please keep this confirmation number as proof of payment.**

NOTE: *You may not make an electronic payment from your checking or savings account if the payment will ultimately be coming from a foreign account. In this case, you must pay by check or money order.*

Credit Card Payment

You can pay with your Visa, MasterCard, Discover, or American Express credit card. Go to www.AZTaxes.gov and click on the “Make a Payment” link and choose the credit card option. This will take you to a third party vendor site (provider). The provider **will charge** you a convenience fee based on the amount of your tax payment. The provider will tell you what the fee is during the transaction; you will have the option to continue or cancel the transaction. If you complete the credit card transaction, you will receive a confirmation number. **Please keep this confirmation number as proof of payment.**

Instructions Before Mailing

Make sure that you have completed all of the information requested on the **front** of the form.

To avoid an extension underpayment penalty, make sure you pay at least 90% (.90) of your Arizona tax liability.

Line 45 - Arizona Taxable Income

Subtract lines 43 and 44 from line 42 and enter the difference. If less than zero, enter "0". Use this amount to calculate your tax using Tax Tables X and Y or the Optional Tax Tables.

Line 46 - Tax Amount

Enter the tax from either Tax Tables X & Y or the Optional Tax Tables. If your taxable income is \$50,000 or less, you may use the Optional Tax Table or Tax Tables X and Y. If your taxable income is \$50,000 or more, you must use Tax Tables X and Y.

Line 47 - Tax from Recapture of Credits from Arizona Form 301

Enter the amount of tax due from recapture of the credits from Arizona Form 301, Part 2, line 32.

Line 48 - Subtotal of Tax

Add lines 46 and 47 and enter the total.

Line 49 - Dependent Tax Credit

NOTE: *If you claim an individual for the dependent tax credit on line 49 you cannot take an exemption for the same individual as a qualifying parent/grandparent on line 41 or as an "Other Exemption" on line 40.*

Taxpayers may claim a nonrefundable Dependent Tax Credit for certain qualifying dependents.

For the purpose of the dependent tax credit, "dependent" means an individual that qualifies as a dependent for federal purposes.

The tax credit is equal to:

- \$100 for each qualifying dependent who is under 17 years of age at the end of the taxable year.
- \$25 for each qualifying dependent who is at least 17 years of age at the end of the taxable year.

The allowable credit is reduced for single, head of household, and married taxpayers filing separate returns whose federal adjusted gross income (page 1, line 12) is more than \$200,000; and for married taxpayers filing a joint return whose federal adjusted gross income is more than \$400,000.

Complete the following tables to compute your allowable Dependent Tax Credit.

| Table I | | | |
|---|-----|----------------------|--|
| (a) | (b) | (c) Credit amount | (d) Multiply column (b) by column (c) |
| 1. Enter number of dependents from page 1, box 10a.... | | \$ 100 | \$.00 |
| 2. Enter number of dependents from page 1, box 10b.... | | \$ 25 | \$.00 |
| 3. Credit amount before adjustment. Add lines 1 and 2. Enter total in column (d). | | | \$.00 |

All taxpayers go to Table II.

| Table II | | |
|--|---------------------------------|--------------------------------|
| If your filing status is single, married filing separate, or head of household; is your federal adjusted gross income on page 1, line 12, more than \$200,000? | Yes <input type="checkbox"/> | No <input type="checkbox"/> |
| If your filing status is married filing joint, is your federal adjusted gross income on page 1, line 12, more than \$400,000? | Yes <input type="checkbox"/> | No <input type="checkbox"/> |

- If you answered "No", you are not required to reduce the amount of credit computed in Table I.
Enter the amount From Table I, line 3 on page 2, line 49.
- If you answered "Yes", you are required to reduce the amount of credit computed in Table I.

Complete Table III or Table IV.

| Table III 2022 Adjusted Dependent Tax Credit For filing status: single, married filing separate, or head of household | |
|--|---------------|
| 1. Enter your federal adjusted gross income from page 1, line 12..... | \$.00 |
| 2. Federal adjusted gross income limit..... | \$ 200,000.00 |
| 3. Subtract line 2 from line 1. Enter the difference..... <i>If the difference is greater than \$19,000, STOP. You cannot claim the dependent tax credit.</i> | \$.00 |
| 4. Enter amount from Table I, line 3, column (d) | \$.00 |
| 5. Based on the amount on line 3, enter the number from Table V . For example: if line 3 is \$1,500, enter .90 | |
| 6. Multiply line 4 by line 5. Enter the result. Also, enter the result on page 2, line 49..... | \$.00 |

| Table IV 2022 Adjusted Dependent Tax Credit For filing status: married filing joint | |
|--|---------------|
| 1. Enter your federal adjusted gross income from page 1, line 12..... | \$.00 |
| 2. Federal adjusted gross income limit..... | \$ 400,000.00 |
| 3. Subtract line 2 from line 1. Enter the difference..... <i>If the difference is greater than \$19,000, STOP. You cannot claim the dependent tax credit.</i> | \$.00 |
| 4. Enter amount from Table I, line 3 column (d)..... | \$.00 |
| 5. Based on the amount on line 3, enter the number from Table V . For example: if line 3 is \$1,500, enter .90 | |
| 6. Multiply line 4 by line 5. Enter the result. Also, enter the result on page 2, line 49..... | \$.00 |

| Table V | | | |
|--|-----------------|--|-----------------|
| If the amount on line 3 from Table III or Table IV is: | Enter on line 5 | If the amount on line 3 from Table III or Table IV is: | Enter on line 5 |
| \$ 1 – 1,000 | .95 | \$ 10,001 – 11,000 | .45 |
| \$ 1,001 – 2,000 | .90 | \$ 11,001 – 12,000 | .40 |
| \$ 2,001 – 3,000 | .85 | \$ 12,001 – 13,000 | .35 |
| \$ 3,001 – 4,000 | .80 | \$ 13,001 – 14,000 | .30 |
| \$ 4,001 – 5,000 | .75 | \$ 14,001 – 15,000 | .25 |
| \$ 5,001 – 6,000 | .70 | \$ 15,001 – 16,000 | .20 |
| \$ 6,001 – 7,000 | .65 | \$ 16,001 – 17,000 | .15 |
| \$ 7,001 – 8,000 | .60 | \$ 17,001 – 18,000 | .10 |
| \$ 8,001 – 9,000 | .55 | \$ 18,001 – 19,000 | .05 |
| \$ 9,001 – 10,000 | .50 | \$ 19,001 and over | .00 |

Line 50 - Family Income Tax Credit

e-file E-file software will let you know if you are eligible and will figure the credit for you.

NOTE: The family income tax credit will only reduce your tax and cannot be refunded.

You may claim this credit if your income does not exceed the maximum income allowed for your filing status.

- Complete Steps 1, 2, and 3 to see if you qualify for this credit.
- If you qualify to claim this credit, complete Worksheet II in Step 4.

Step 1

| Worksheet I | | |
|--|----|--|
| 1. Enter the amount from Form 140, line 42... | \$ | |
| 2. Enter the amount from Form 140, line 38. | \$ | |
| 3. Enter the amount from Form 140, line 39. | \$ | |
| 4. Enter the amount from Form 140, line 40. | \$ | |
| 5. Enter the amount from Form 140, line 41. | \$ | |
| 6. Add the amounts on lines 2 through 5. | \$ | |
| 7. If you elected to report your small business income on Form 140-SBI, enter the amount from Form 140, line 13..... | \$ | |
| 8. Add lines 1, 6 and 7..... | \$ | |

Step 2

Look at the following tables. Find your filing status.

- Use Table I if married filing a joint return.
- Use Table II if head of household.
- Use Table III if single or married filing separate return.

Step 3

- Look at column (a) and find the number of dependents you are claiming on Form 140, page 1, boxes 10a and 10b, and

claiming as a qualified parent/grandparent in box 11a, provided that person(s) qualifies as a dependent for federal purposes.

- Find the maximum income [in column (b)] for the number of dependents you are claiming.
- Compare that income [the amount in column (b)] with the income listed in Step 1 on Worksheet I, line 8.

If the amount entered in Step 1 on Worksheet I, line 8, is equal to or less than the maximum income allowed for the number of dependents you are claiming on Form 140, page 1, boxes 10a and 10b, you qualify to claim this credit. To figure your credit, complete Step 4.

| Table I Married Filing Joint Return (cont. on next column) | |
|---|----------------|
| Column (a) | Column (b) |
| Number of dependents you are claiming on Form 140, page 1, boxes 10a and 10b, and claiming as a qualified parent/grandparent in box 11a, provided that person(s) qualifies as a dependent for federal purposes. | Maximum Income |
| • 0 or 1 | \$20,000 |
| • 2 | \$23,600 |
| • 3 | \$27,300 |
| • 4 or more | \$31,000 |

| Table II Head of Household | |
|---|----------------|
| Column (a) | Column (b) |
| Number of dependents you are claiming on Form 140, page 1, boxes 10a and 10b, and claiming as a qualified parent/grandparent in box 11a, provided that person(s) qualifies as a dependent for federal purposes. | Maximum Income |
| • 0 or 1 | \$20,000 |
| • 2 | \$20,135 |
| • 3 | \$23,800 |
| • 4 | \$25,200 |
| • 5 or more | \$26,575 |

| Table III Single or Married Filing Separate Return | |
|---|----------------|
| Column (a) | Column (b) |
| Number of dependents you are claiming on Form 140, page 1, boxes 10a and 10b, and claiming as a qualified parent/grandparent in box 11a, provided that person(s) qualifies as a dependent for federal purposes. | Maximum Income |
| • 0 or more | \$10,000 |

Step 4

If you qualify to claim the credit, complete Worksheet II.

| Worksheet II | |
|---|----|
| Complete Steps 1 through 3 before you complete Worksheet II | |
| 1. Enter the number of dependents you entered on Form 140, page 1, boxes 10a and 10b, and claiming as a qualified parent/grandparent in box 11a, provided that person(s) qualifies as a dependent for federal purposes. | |
| 2. If you checked filing status 4, enter the number 2 here. If you checked filing status 5, 6, or 7, enter the number 1 here. | |
| 3. Add lines 1 and 2. Enter the total. | |
| 4. Multiply the amount on line 3 by \$40. Enter the result. | \$ |
| 5. If you checked filing status 4 or 5, enter \$240 here. If your checked filing status 6 or 7, enter \$120 here. | \$ |
| 6. Enter the lesser of line 4 or line 5. Also, enter this amount on Form 140, line 50. | \$ |

Line 51 - Nonrefundable Credits - Arizona Form 301

NOTE: *If you elect to report small business income on Form 140-SBI, certain nonrefundable credits must be claimed on the small business tax return. In this case, you must complete Form 301-SBI to claim those credit(s). See the credit form(s) and instructions for which credits must be claimed on the small business tax return.*

Exception: *Credit Form 309 is used to claim a tax credit on Form 140 for taxes paid to other states or country on income not reported on Form 140-SBI. Credit Form 309-SBI is used to claim a tax credit for taxes paid on small business income to another state or country. See Form 309-SBI and instructions for more information.*

Complete line 51 if you claim any of the following credits on Form 140. Also make sure that you complete and include Form 301 and the appropriate credit form or forms with your return.

Military Reuse Zone Credit The military reuse zone credit expired. All credits that were properly established can be carried forward for the respective five year carry forward period. Use Form 306 to figure this credit.

Credit for Increased Research Activities - Individuals You may qualify for this credit if you incurred qualified research expenses for research conducted in Arizona. Use Form 308-I to figure this credit. Be sure to include **only** the nonrefundable portion on Form 140, line 51.

Credit for Taxes Paid to Another State or Country You may qualify for this credit if you paid tax to Arizona and another state or country on the same income. Use Form 309 to figure your credit.

Credit for Solar Energy Devices You may qualify for this credit if you installed a solar energy device in your residence located in Arizona. Use Form 310 to figure this credit.

Agricultural Water Conservation System Credit You may qualify for this credit if you incurred expenses to purchase and install an agricultural water conservation system in Arizona. Use Form 312 to figure this credit.

Credit for Solar Hot Water Heater Plumbing Stub Outs and Electric Vehicle Recharge Outlets The credit for solar hot water heater plumbing stub outs and electric vehicle recharge outlets has expired. All credits that were properly established can be carried forward for the respective five year carry forward period. Use Form 319 to figure this credit.

Credit for Contributions to Qualifying Charitable Organizations You may qualify for this credit if you made contributions to qualifying charitable organizations. Use Form 321 to figure this credit.

Credit for Contributions Made or Fees Paid to Public Schools You may qualify for this credit if you made contributions or paid certain fees to public schools in Arizona. Use Form 322 to figure this credit.

Credit for Contributions to Private School Tuition Organizations You may qualify for this credit if you made contributions to a school tuition organization that provides scholarships or grants to qualified schools. Use Form 323 to figure this credit.

Agricultural Pollution Control Equipment Credit You may qualify for this credit if you are involved in commercial agriculture and incurred expenses to purchase tangible personal property that is primarily used in your trade or business to control or prevent pollution. Use Form 325 to figure this credit.

Credit for Donation of School Site You may qualify for this credit if you donated real property and improvements to a school district or a charter school for use as a school or as a site for the construction of a school. Use Form 331 to figure this credit.

Credit for Employing National Guard Members You may qualify for this credit if you are an employer who has an employee that is a member of the Arizona National Guard if the employee is placed on active duty. Use Form 333 to figure this credit.

Credit for Business Contributions by an S Corporation to School Tuition Organizations - Individual S corporations that make qualifying contributions of \$5,000 or more may pass-through the credit to its individual shareholders on a *pro rata* basis. See Form 335-I for more information.

Credit for Solar Energy Devices - Commercial and Industrial Applications The credit for installed solar energy devices for commercial, industrial, or other nonresidential applications located in Arizona has expired. All credits that were properly established can be carried forward for the respective five year carry forward period. Use Form 336 to figure this credit.

Credit for Investment in Qualified Small Businesses. You may qualify for this credit if you made an investment in a qualified small business. Use Form 338 to figure this credit.

Credit for Donations to the Military Family Relief Fund You may qualify for this credit if you made a cash contribution to the Arizona Military Family Relief Fund during the taxable year. Use Form 340 to figure this credit.

Credit for Business Contributions by an S Corporation to School Tuition Organizations for Displaced Students or Students with Disabilities – Individual

S corporations that make qualifying contributions of \$5,000 or more may pass-through the credit to its individual shareholders on a *pro rata* basis. See Form 341-I for more information.

Renewable Energy Production Tax Credit You may qualify for this credit if you produced electricity using a qualified energy resource. Use Form 343 to figure this credit.

Credit for New Employment You may qualify for this credit if your business had a net increase in qualified employment positions. Use Form 345 to figure this credit.

Additional Credit for Increased Research Activities for Basic Research Payments You may qualify for this credit for qualified basic research payments for research conducted in Arizona. Approval by the Department of Revenue is required prior to claiming this credit. Use Form 346 to figure this credit.

Credit for Contributions to Certified School Tuition Organization (for the amounts that exceed the allowable credit on AZ Form 323) You may qualify for this credit if you made contributions to school tuition organization(s) that exceed the allowable credit amount on Arizona Form 323. Use Form 348 to figure this credit.

Credit for Contributions to Qualifying Foster Care Charitable Organizations You may qualify for this credit if you made contributions to qualifying foster care charitable organizations. Use Form 352 to figure this credit.

Healthy Forest Production Tax Credit You may qualify for this tax credit if you meet all of the qualifications or receive a pass-through credit from a partnership or S Corporation. All credits that were properly established can be carried forward for the respective five year carry forward period. Use Form 353 to figure this credit.

Affordable Housing Tax Credit You may qualify for this tax credit if you meet all of the qualifications or receive a pass-through credit from a partnership or S Corporation. All credits that were properly established can be carried forward for the respective five year carry forward period. Use Form 354 to figure this credit.

Credit for Entity-Level Income Tax You may qualify for this tax credit if you meet all of the qualifications or receive a pass-through credit from a partnership or S Corporation. All credits that were properly established can be carried forward for the respective five year carry forward period. Use Form 355 to figure this credit.

TOTAL CREDITS: Compute your credit(s) on the appropriate form(s). Complete Arizona Form 301 and enter the amount from Form 301, Part 2, line 64, on Form 140, line 51. The total amount of credits on line 51 cannot reduce your tax below zero. These credits are nonrefundable credits.

Include Form 301 and completed tax credit forms, along with any supporting documents, with your return.

Line 52 - Balance of Tax

Subtract lines 49, 50, and 51 from line 48. Enter the difference. If the sum of lines 49, 50, and 51 is greater than line 48, enter "0".

Totaling Payments and Refundable Credits**Line 53 - 2022 Arizona Income Tax Withheld**

Enter the Arizona income tax withheld shown on Form(s) W-2 from your employer(s). Also enter the Arizona income tax withheld shown on your Form(s) 1099-R (distributions from pensions, annuities, etc.). Do not include any income tax withheld for another state. Include Form(s) W-2 and/or 1099-R after the last page of your return only if the form shows Arizona income tax withholding.

NOTE: *You should receive your Form(s) W-2 no later than January 31. If you did not receive a Form W-2 or you think your Form W-2 is wrong, contact your employer.*

Line 54 (Boxes a, b, and line 54c) - 2022 Arizona Estimated Tax Payments Including Amount Applied from Your 2021 Return and Arizona Claim of Right

Use this line if you did any of the following;

- made 2022 estimated income tax payments to Arizona; or
- applied any of your refund from your 2021 Arizona tax return to 2022 estimated taxes for Arizona; or recomputed a prior year's tax under Arizona's Claim of Right provisions.

You must also complete and include the Arizona Claim of Right-Individual form(s) with your income tax return. If you fail to complete and include the form(s), the amount of your claim may be denied. The form is available on the department's website at www.azdor.gov.

Box 54a: Enter the total amount of *estimated taxes* paid and/or applied to your 2022 taxes.

NOTE: *If you are married and made joint Arizona estimated tax payments for 2022, but are filing separate 2022 Arizona income tax returns, see the department's ruling, ITR 02-3, Allocating Joint Estimated Payments to Separate Returns.*

Box 54b: If you completed an *Arizona Claim of Right-Individual tax* form, enter the amount from line 8.

If you completed more than one claim of right form for the current taxable year, add all amounts on line 8 and enter the total in box 54b.

NOTE: *For more information on Arizona's claim of right provisions, see the department's procedure, ITP 16-1, Procedure for Individuals Who Restore Substantial Amounts Held Under a Claim of Right.*

Line 54c: Add the amounts in box 54a and box 54b. Enter the total on line 54c.

Line 55 - 2022 Arizona Extension Payment (Form 204)

Use this line to report the payment you sent with your 2022 extension request (Arizona Form 204) or the electronic extension payment you made using www.AZTaxes.gov.

Line 56 - Increased Excise Tax Credit

You may claim this credit if you meet **all** of the following:

- You **must** have a SSN that is valid for employment.
- You meet the income threshold for your filing status.
 - If you are married filing a joint return, or a head of household, you may claim this credit if the amount on Form 140, page 1, line 12 is \$25,000 or less.
 - If you are single or married filing a separate return, you may claim this credit if the amount on Form 140, page 1, line 12 is \$12,500 or less.
- You are not claimed as a dependent by any other taxpayer.
- You were not sentenced for at least 60 days of 2022 to a county, state, or federal prison.

NOTE: *If you are filing a joint return with your spouse and your spouse was sentenced for at least 60 days during 2022 to a county, state or federal prison, you may claim the Excise Tax Credit if you otherwise qualify to claim the credit, but you cannot claim the credit for your spouse. If your spouse has a valid SSN, but you do not, neither of you can claim this credit.*

For more information on how incarceration affects this credit, see the department’s publication, Pub. 709, *Excise Tax Credit - How Does Incarceration Affect Eligibility?*

If you are filing a joint return with your spouse, you may also claim this credit for your spouse if your spouse has either a valid SSN or an ITIN.

If you also claim a credit for qualifying children, your qualifying children **must** have either a valid SSN or an ITIN. To figure your credit, complete the following worksheet.

Do not complete the following worksheet if you are claiming the property tax credit on Arizona Form 140PTC. Use Form 140PTC to figure both the credit for increased excise taxes and the property tax credit.

If you are claiming both the credit for increased excise taxes and the property tax credit, enter the increased excise tax credit from Form 140PTC, page 1, line 17, on line 56; and enter the property tax credit from Form 140PTC, page 1, line 15 on line 57.

| Credit for Increased Excise Taxes Worksheet | |
|---|---|
| If you checked filing status 4 or 5, is the amount on Form 140, line 12 \$25,000 or less? | Check One Yes No |
| If you checked filing status 6 or 7, is the amount on Form 140, line 12 \$12,500 or less? | <input type="checkbox"/> <input type="checkbox"/> |
| If you checked no, STOP. You do not qualify for this credit. If you checked yes, complete the worksheet. Worksheet continues on the next column. | |

| Credit for Increased Excise Taxes Worksheet | |
|--|----------|
| 1. Enter the number of dependents you entered on Form 140, page 1, boxes 10a and 10b, and claiming as a qualified parent/grandparent in box 11a, provided that person(s) qualifies as a dependent for federal purposes. Exclude any dependent that is not an Arizona resident. | |
| 2. If you checked filing status 4, enter the number 2 here. If you checked filing status 5, 6, or 7, enter the number 1 here. | |
| 3. Add lines 1 and 2. Enter the total. | |
| 4. Multiply the amount on line 3 by \$25. Enter the result. | \$ |
| 5. Maximum credit. | \$100.00 |
| 6. Enter the smaller of line 4 or line 5 here and also enter on Form 140, line 56. | \$ |

NOTE: *The credit cannot exceed \$100 per household. Do not claim this credit if someone else in your household has already claimed \$100 of the credit. If someone else in your household has claimed less than \$100, you may claim the credit as long as all credit claims filed from your household do not exceed \$100.*

For more information, see the department’s publication, Pub. 709.

Line 57 - Property Tax Credit

You may claim the property tax credit if you meet **all** of the following:

- You were either 65 or older in 2022 or, if under age 65, you were receiving SSI Title 16 income from the Social Security Administration.

NOTE: *Supplemental Security Income (SSI) Title 16 income is not the normal Social Security disability.*

- You were an Arizona resident for the full year in 2022.
- You paid property tax on your Arizona home in 2022. You paid rent on taxable property for the entire year or you did a combination of both.
- If you lived alone, your total household income was under \$3,751. If you lived with others, the total household income was under \$5,501. To see what income is included in household income, see the Form 140PTC instructions.

Complete Form 140PTC to figure your credit. Enter the amount from Form 140PTC, page 1, line 15. Include Form 140PTC with your return.

TAX TIP: *To claim a property tax credit, you must file your claim or extension request by April 18, 2023. You cannot claim this credit on an amended return if you file the amended return after the due date of your return.*

Line 58 - Other Refundable Credits

Enter the total amount of refundable credits you are claiming from any of the following:

- Credit for Increased Research Activities - Individuals (Form 308-I)
- Credit for Qualified Facilities (Form 349)

If you enter an amount on this line, be sure you check the box or boxes to show which credit(s) you are claiming. Also, be sure to include the credit form(s) with your return.

Credit for Increased Research Activities - Individuals (Form 308-I)

A portion of this credit may be refundable. You may qualify for the refundable increased research activities credit if you incurred qualified research expenses for research conducted in Arizona. For more information about this credit, and to see whether you may claim a refund of this credit, see Arizona Form 308-I.

You must include a copy of your "Certificate of Qualification" from the Arizona Commerce Authority (ACA), Form 301, and Form 308-I with your return to claim this credit.

If you are claiming a refund of the increased research activities credit from Form 308-I, enter the amount from Form 308-I, Part 7, line 38.

Credit for Qualified Facilities (Form 349)

You may qualify for the refundable qualified facilities credit if you expanded or located a qualified facility in Arizona. This credit is refundable in five equal installments. Pre-approval and post-approval are required through the ACA. For more information, see Arizona Form 349.

You must include a copy of your "Certificate of Qualification" from the ACA and Form 349 with your tax return to claim this credit. If you are claiming a refund of the qualified facilities credit from Form 349, enter the amount from Form 349, Part 8, line 20.

If you are claiming more than one of the refundable tax credits, check the appropriate boxes and add the amounts from the credit forms together and enter the total on line 58. You may use the table to figure the amount to enter on line 58.

| 2022 - Refundable Credit Worksheet | |
|---|--|
| 1. Enter the refundable credit from Form 308-I, Part 7, line 38. | |
| 2. Enter the refundable credit from Form 349, Part 8, line 20. | |
| 3. Add the amounts on lines 1 and 2. Enter the total here and on line 58. | |

Line 59 - Total Payments and Refundable Credits

Add lines 53 through 58 and enter the total.

Figuring Your Tax Due or Overpayment

Line 60 - Tax Due

If line 52 is larger than line 59, subtract line 59 from line 52 and enter the amount of tax due. Skip lines 61, 62, and 63.

Line 61 - Overpayment

If line 59 is larger than line 52, subtract line 52 from line 59 and enter the difference. Complete lines 62 and 63.

Line 62 - Amount of Line 61 to be Applied to 2023 Estimated Tax

If you want all or part of your overpayment applied to next year's estimated taxes, enter that amount on line 62.

NOTE: If you apply any of the amount shown on line 61 to 2023, you cannot use that amount to pay any tax that is later found to be due for 2022. You also may not claim a refund for that amount until you file your 2023 return.

Line 63 - Balance of Overpayment

Subtract line 62 from line 61 to determine your overpayment balance before voluntary gifts and any estimated payment penalty.

Making Voluntary Gifts

You can make voluntary gifts to each of the following funds. A gift will reduce your refund or increase the amount due with your return.

NOTE: If you make a gift, you cannot change the amount of that gift later on an amended return.

Line 64 - Solutions Teams Assigned to Schools Fund

You may give some or all of your refund to the Solutions Teams Assigned to Schools Fund. You may also give more than your entire refund. If you send in additional money with your return, include that amount on line 80. Enter the amount you want to donate on line 64.

Gifts go to the Arizona Assistance for Education Fund. The Arizona Board of Education will distribute money to the Arizona Department of Education to fund solutions teams assigned to schools.

Line 65 - Arizona Wildlife Fund

You may give some or all of your refund to the Arizona Wildlife Fund. You may also give more than your entire refund. If you send in additional money with your return, include that amount on line 80. Enter the amount you want to donate on line 65.

Your gift to the Arizona Wildlife Fund helps protect wildlife in the state. Many species like bald eagles, Apache trout and black-footed ferrets benefit from your gifts to this fund. Gifts are also used to improve areas for watching wildlife statewide.

Line 66 - Child Abuse Prevention Fund

You may give some or all of your refund to the Arizona Child Abuse Prevention Fund. You may also give more than your entire refund. If you send in additional money with your return, include that amount on line 80. Enter the amount you want to donate on line 66.

Gifts go to the Arizona Child Abuse Prevention Fund. This fund provides financial aid to community agencies for child abuse prevention programs.

Line 67 - Domestic Violence Services Fund

You may give some or all of your refund to the Domestic Violence Services Fund. You may also give more than your entire refund. If you send in additional money with your return, include that amount on line 80. Enter the amount you want to donate on line 67.

Gifts go to the Domestic Violence Services Fund. This fund provides financial aid to shelters for victims of domestic violence.

Line 68 - Political Gift

You may give some or all of your refund to a political party. You may also give more than your entire refund. If you send in additional money with your return, include that amount on line 80. Enter the amount you want to donate on line 68. If you donate to a political party, complete line 75.

Gifts go to one of the following political parties:

- Democratic
- Libertarian
- Republican

Line 69 - Neighbors Helping Neighbors Fund

You may give some or all of your refund to the Neighbors Helping Neighbors Fund. You may also give more than your entire refund. If you send in additional money with your return, include that amount on line 80. Enter the amount you want to donate on line 69.

Gifts go to the Neighbors Helping Neighbors Fund. This fund provides eligible recipients with emergency aid in paying utility bills, conserving energy, and weatherization.

Line 70 - Special Olympics Fund

You may give some or all of your refund to the Special Olympics Fund. You may also give more than your entire refund. If you send in additional money with your return, include that amount on line 80. Enter the amount you want to donate on line 70.

Gifts go to the Special Olympics Fund. This fund helps provide programs of the Arizona Special Olympics.

Line 71 - Veterans' Donations Fund

| | | |
|--|--|--|
| You must have made Arizona estimated income tax payments during 2022 if: | | |
| Your filing status is: | AND Your Arizona gross income for 2021 was greater than: | AND Your Arizona gross income for 2022 was greater than: |
| • Single | \$75,000 | \$75,000 |
| • Married filing joint | \$150,000 | \$150,000 |
| • Married filing separate | \$75,000 | \$75,000 |
| • Head of Household | \$75,000 | \$75,000 |

You may give some or all of your refund to the Veterans' Donations Fund. You may also give more than your entire refund. If you send in additional money with your return, include that amount on line 80. Enter the amount you want to donate on line 71.

Gifts go to the Veterans' Donations Fund, which may be used for veterans in Arizona.

Line 72 - I Didn't Pay Enough Fund

You may give some or all of your refund to the I Didn't Pay Enough Fund. You may also give more than your entire refund. If you send in additional money with your return, include that amount on line 80. Enter the amount you want to donate on line 72.

Gifts that you make to the I Didn't Pay Enough Fund will aid the state by going to the Arizona general fund.

Line 73 - Sustainable State Parks and Roads Fund

You may give some or all of your refund to the Sustainable State Parks and Roads Fund. You may also give more than your entire refund. If you send in additional money with your return, include that amount on line 80. Enter the amount you want to donate on line 73.

Gifts that you make to the Sustainable State Parks and Roads Fund will aid the state to operate, maintain, and make capital improvements to buildings, roads, parking lots, highway entrances, and any related structure used to operate state parks.

Line 74 - Spaying and Neutering of Animals Fund

You may give some or all of your refund to the Spaying and Neutering of Animals Fund. You may also give more than your entire refund. If you send in additional money with your return, include that amount on line 80. Enter the amount you want to donate on line 74.

Gifts that you make to the Spaying and Neutering of Animals Fund will help to reduce pet overpopulation by sterilizing, at minimal or no cost, dogs and cats in this state, including those that are impounded and sterilized.

Line 75 - Political Party

If you entered an amount on line 68, check the box for the political party to which you wish to give. Select only one party. If you do not select a political party, the department will return the amount on line 68.

Line 76 - Estimated Payment Penalty

NOTE: Do not complete Arizona Form 221, Underpayment of Estimated Tax by Individuals, if the amount on Form 140, line 53 is more than the amount on Form 140, line 52.

An individual who fails to make the required estimated payments is subject to penalty on any estimated tax payment that is late or underpaid.

Complete and include Form 221 to determine if any penalty is due. Enter the total penalty from Form 221.

If you report as a farmer or fisherman for federal purposes, you were not required to make estimated payments during 2022 if the following apply:

- *You are a calendar year filer.* You file your Arizona return by March 1, 2023. You pay in full the amount stated on your return as owed.
- *You are a fiscal year filer.* You file your Arizona return by the first day of the third month after the end of your fiscal year. You pay in full the amount stated on your return as owed.

If the above applies, check Box 772 on line 77 and do not complete Form 221.

Line 77 - Box 771 through 773

Box 771: check if any of the following applies to you:

1. You checked the box on line 1 of Form 221.
2. You completed the annualized income worksheet on Form 221.

3. You elected to be treated as a nonresident alien on your federal income tax return. You made three estimated payment installments. Your first installment equaled 50% of the total of all of your required installments.

Box 772: check if you are an individual who for federal purposes reports as a farmer or fisherman.

Box 773: check if you completed and are including Form 221.

Line 78

Add lines 64 through 74 and 76. Enter the total.

Figuring Your Refund or Amount Owed

e-file You can get your refund quicker when you e-file and use direct deposit.

Line 79 - Refund

Subtract line 78 from line 63. Enter your refund on line 79 and skip line 80. If less than zero "0" enter amount owed on line 80.

If you owe money to any Arizona state agency, court, county, incorporated city or town, and certain federal agencies, your refund may go to pay some of that debt. If so, the department will let you know by letter.

Tax Tip: *If you change your address before you get your refund, let the department know. Complete Form 822. This form is available at: azdor.gov/forms/other-forms.*

Direct Deposit of Refund

Complete the direct deposit line if you want us to directly deposit the amount shown on line 79 into your account at a bank or other financial institution (such as a mutual fund, brokerage firm, or credit union) instead of sending you a check.

NOTE: *Check the box on line 79A if the direct deposit will ultimately be placed in a foreign account. If you check box 79A, do not enter your routing or account numbers. If this box is checked, we will not direct deposit your refund. We will mail you a check instead.*

Why use Direct Deposit?

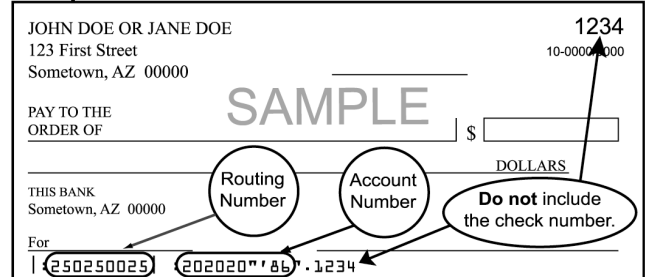
- You will get your refund fast - even faster if you e-file!
- Payment is more secure - there is no check to get lost.
- It is more convenient - no trip to the bank to deposit your check.
- It saves tax dollars. A refund by direct deposit costs less to process than a check.

NOTE: *We are not responsible for a lost refund if you enter the wrong account information. Check with your financial institution to get the correct routing and account numbers and to make sure your direct deposit will be accepted.*

Routing Number MAKE SURE YOU ENTER THE CORRECT ROUTING NUMBER

The routing number must be nine digits. The first 2 digits must be 01 through 12 or 21 through 32. Otherwise, the direct deposit will be rejected and a check will be mailed instead. On the sample check, the routing number is 250250025.

Sample Check



Note: *The routing and account numbers may be in different places on your check.*

Your check may state that it is payable through a financial institution different from the one at which you have your checking account. If so, **do not** use the routing number on that check. Instead, contact your financial institution for the correct routing number to enter.

Account Number

MAKE SURE YOU ENTER THE CORRECT ACCOUNT NUMBER.

The account number can be up to 17 characters (both numbers and letters). **DO NOT** include hyphens, spaces, or special symbols. Enter the number from left to right and leave any unused boxes blank. On the sample check the account number is 20202086. Be sure **not** to include the check number. *If the direct deposit is rejected, a check will be mailed instead.*

Line 80 - Amount Owed

Add lines 60 and 78. Enter the amount you owe on line 80. If you are making voluntary gifts on lines 64 through 74 in excess of your overpayment, enter the difference on line 80. You may pay the amount owed only with a check or money order, electronic check, direct debit through your software vendor or credit card.

Check or money order

NOTE: *Include your check or money order with your return. Please do not send cash.*

Make your check payable to Arizona Department of Revenue. Write your SSN, Form 140 and tax year on the front of your check or money order. The department cannot accept checks or money orders in foreign currency. You must make payment in U.S. dollars. It may take 2-3 weeks for your payment to process.

The Department of Revenue may charge you \$50 for a check returned unpaid by your financial institution.

Electronic payment from your checking or savings account

You can make an electronic payment from your checking or savings account to pay your balance due for 2022. There is no

fee to use this method. To make an electronic payment, go to www.AZTaxes.gov and click on the “Make a Payment” link.

Be sure to enter the correct routing number and account number for your checking or savings account. You will be charged a \$50 non-sufficient funds (NSF) fee if you provide an incorrect routing number or an incorrect account number. Check with your financial institution to get the correct account and routing numbers.

The “E-Check” option in the “Payment Method” drop-down box will debit the amount from the checking or savings account that you specify. If you make an electronic payment from your checking or savings account, you will receive a confirmation number. **Please keep this confirmation number as proof of payment.**

NOTE: *You may not make an electronic payment from your checking or savings account if the payment will ultimately be coming from a foreign account. In this case, you must pay by check or money order.*

Credit card payment

You can pay with your American Express, Discover, Visa, or MasterCard. Go to www.AZTaxes.gov and click on the “Make a Payment” link, and choose the credit card option. This will take you to a third party vendor site (provider). The provider **will charge** you a convenience fee based on the amount of your tax payment. The provider will tell you what the fee is during the transaction; you will have the option to continue or cancel the transaction. If you complete the credit card transaction, you will receive a confirmation number. **Please keep this confirmation number as proof of payment.**

Installment payments

If you cannot pay the full amount shown on line 80 when you file, you may request to make monthly installment payments. All payment arrangements for individual income tax can be made online at www.AZTaxes.gov, please select the “*Request A Payment Plan*” option under the Individual Income section. If you cannot pay the full amount shown on line 80, you will be charged interest and may be charged a late payment penalty on the tax not paid by April 18, 2023. To limit the interest and penalty charges pay as much of the tax as possible when you file your return.

Sign Your Return

You must sign your return. If married filing a joint return, both you and your spouse must sign even if only one had income. Form 140 is not considered a valid return unless you sign it. The department cannot mail a refund check without proper signatures on the return.

Instructions Before Mailing

- **Do not staple your return. Do not staple any documents, schedules, or payment to your return.**
- Make sure your **NAME** and **SSN** are on the return.
- Be sure you enter your daytime telephone number in the space provided on the front of your return.
- Check to make sure that your math is correct. A math error can cause delays in processing your return.

- Make sure you filled in all required boxes.
- If you requested a filing extension, make sure that you check box **82F** (above your name) on page 1 of the return.
- Sign your return and have your spouse sign, if filing jointly.
- Write your SSN and tax year on the front of your check or money order. Include your payment with your return.
- Do **not** include correspondence with your return.

Mailing Your Return

Place pages in the order shown on the last page of these instructions.

NOTE: *If you are filing Arizona Form 140-SBI, **DO NOT MAIL THIS RETURN SEPARATELY.** Include this return with your Form 140 in the same envelope.*

- If you are mailing your return, be sure to include Form 140, page 1 and page 2, and all other required forms.
- Include Form(s) W-2, W-2G, 1099-B, 1099-DIV, 1099-G, 1099-INT, 1099-NEC, 1099-MISC and 1099-R, after the last page of your return **only** if the form shows Arizona income tax withholding.
- If you are mailing your return, make a copy before mailing. Also make a copy of any forms and schedules that you are including with your return. Keep the copies for your records. Be sure that you mail the original and not a copy.
- If mailing more than one tax return, please use a separate envelope for each return.

Where Should I Mail my return?

If you are **not filing Form 140-SBI** and are **including a payment with your Form 140 return**, mail the return to

Arizona Department of Revenue
PO Box 52016
Phoenix, AZ 85072-2016

If you are **expecting a refund, or owe no tax, or owe tax but are not including a payment**, mail the return to

Arizona Department of Revenue
PO Box 52138
Phoenix, AZ 85072-2138

If you **are filing Form 140 and Form 140-SBI**, the department will apply any overpayment from one return to the tax liability shown on the other return.

- After applying the overpayment, if there is a net tax due and you are sending a payment mail both returns to
Arizona Department of Revenue
PO Box 52016
Phoenix, AZ 85072-2016
- After applying the overpayment, if there is a net refund mail both returns to
Arizona Department of Revenue
PO Box 52138
Phoenix, AZ 85072-2138

Make Sure You Put Enough Postage on the Envelope

The U.S. Post Office or United States mail service must postmark your return or extension request by midnight April 18, 2023.

The term "United States mail" includes any private delivery service designated by the United States Secretary of the Treasury pursuant to IRC § 7502(f) and the term "postmark" includes any date recorded or marked by any such designated delivery service.

An income tax return that is mailed to the department is timely filed if it is delivered on or before its due date. Additionally, if the envelope or wrapper containing the return sent through the United States mail bears a postmark of the United States mail and that tax return is delivered to the department after its due date that return will be considered timely filed if **all** of the following apply:

1. The return was deposited in an official depository of the United States mail;
2. The date of the postmark is no later than the due date;
3. The return was properly addressed; and
4. The return had proper postage.

If the envelope or wrapper containing a return sent through the United States mail bears a private meter postmark made by other than the United States mail, the return is treated as timely filed if both of the following apply:

1. The private meter postmark bears a date on or before the due date for filing; and
2. The return is received no later than the time it would ordinarily have been received from the same point of origin by the same class of U.S. postage. If the return is received by the department within five business days of the private meter postmark date, the department will consider the requirement satisfied.

You may also use certain private delivery services designated by the IRS to meet the "timely mailing as timely filed" rule.

For more information, see the department's ruling, GTR 16-1, *Timely Filing of Income or Withholding Tax Returns Through the United States Mail*.

How long to keep your return

You must keep your records as long as they may be needed for the administration of any provision of Arizona tax law. Generally, this means you must keep records that support items shown on your return until the period of limitations for that return runs out.

The period of limitations is the period of time in which you can amend your return to claim a credit or refund or the department can assess additional tax. A period of limitations is the limited time after which no legal action can be brought. Usually, this is four years from the date the return was due or filed.

In some cases, the limitation period is longer than four years. The period is six years from when you file a return if you under report the income shown on that return by more than 25% (.25). The department can bring an action at any time if a return is false or fraudulent, or if you do not file a return. To find out more about what records you should keep, get federal Publication 552.

Where's My Refund?

You can check on your refund by visiting www.azdor.gov or www.AZTaxes.gov and clicking on "Where's my refund?" or you may call one of the numbers listed on page 1 of these instructions. Before you call, be sure to have a copy of your 2022 tax return on hand. You will need to know your SSN, your filing status, and your 5-digit ZIP Code.

Contacting the Department

Your tax information on file with the department is confidential. If you want the department to discuss your tax matters with someone other than yourself, you must authorize the department to release confidential information to that person.

You may use Arizona Form 285 to authorize the department to release confidential information to your appointee. See Form 285 for details.

Worksheet for Net Long-Term Capital Gain Subtraction for Assets Acquired After December 31, 2011

2022 Original return 2022 Amended return

IMPORTANT

If you elected to file the Arizona Small Business Income Tax Return (Form 140-SBI), only claim the subtraction on this return if the net capital gain to which the subtraction relates was not moved to the Arizona Small Business Income Tax Return.

- If you cannot determine the acquisition date of an asset, including mutual funds, the long-term capital gain from that asset does not qualify for the allowable subtraction. For the purpose of the allowable subtraction, these assets are considered to have been acquired before January 1, 2012.
- An asset acquired by gift or inheritance is considered acquired on the date it was acquired by gift-giver or the deceased individual.
- If you receive Form(s) 165 Schedule K-1 from a partnership, 120S Schedule K-1 from an S Corporation, or 141AZ Schedule K-1 from an estate or trust, be sure to include those qualifying net long-term capital gain amounts in your computation.

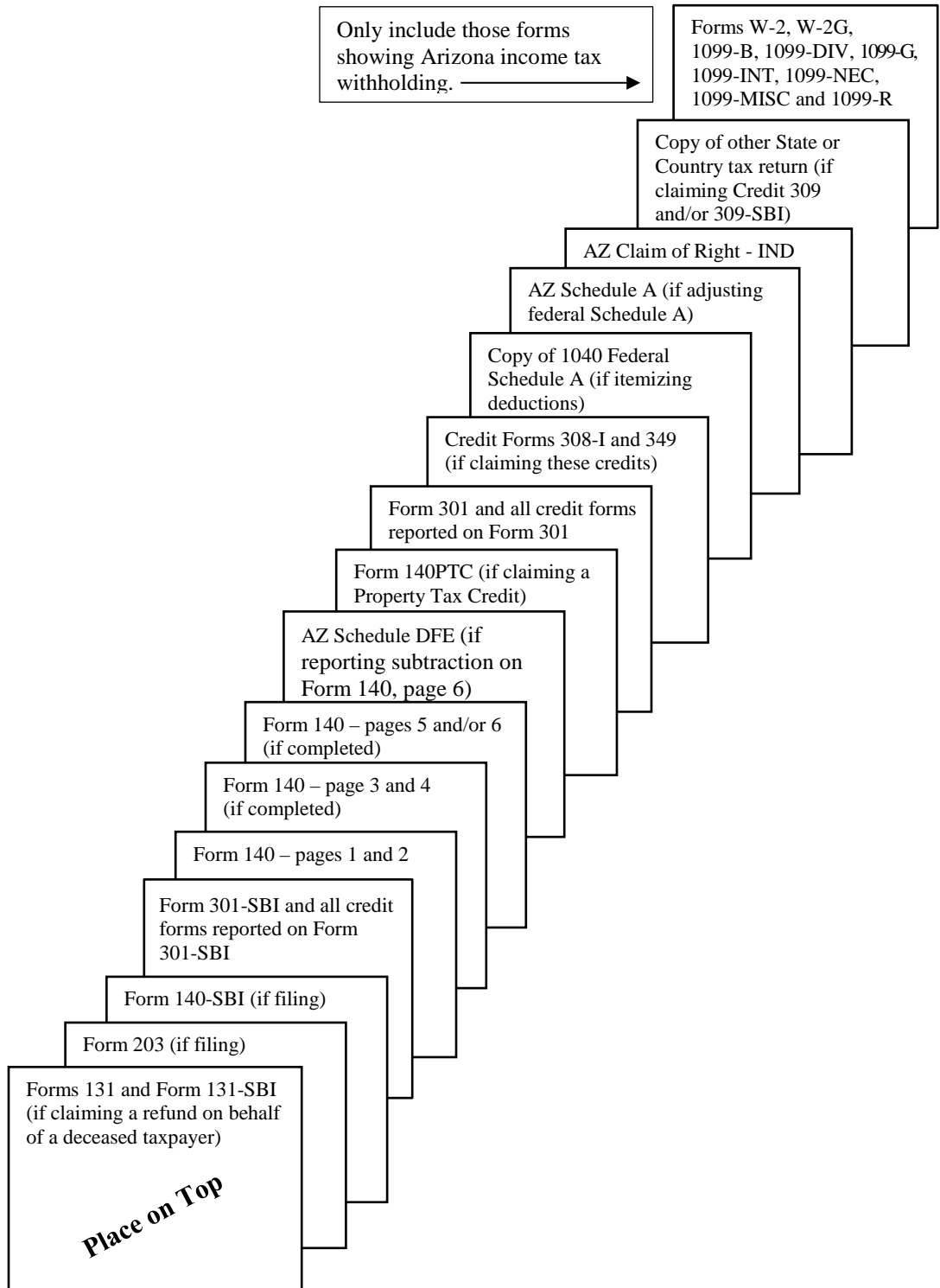
Do not include any short-term capital gains or (losses) in this worksheet.

| | | | | |
|----|--|--|----|----|
| 1. | Enter the total net long-term capital gain or (loss) from assets acquired after December 31, 2011 and included in federal adjusted gross income..... | | | 00 |
| 2. | Enter the amount of net long-term capital (loss) derived from the exchange of one kind of legal tender for another kind of legal tender from assets acquired after December 31, 2011, and included on the schedule, "Other Additions to Arizona Gross Income", on Form 140, page 5, item "O" | | 00 | |
| 3. | Enter the amount of net long-term capital gain derived from investment in qualified small business from assets acquired after December 31, 2011 and included in the subtraction on Arizona Form 140, line 25..... | | 00 | |
| 4. | Enter the amount of net long-term capital gain derived from the exchange of one kind of legal tender for another kind of legal tender from assets acquired after December 31, 2011, and included on the schedule, "Other Subtractions from Arizona Gross Income", on Form 140, page 6, item "R" | | 00 | |
| 5. | (Line 1 + line 2) minus (line 3 + line 4). Enter the difference..... | | | 00 |

- If the amount on line 5 is positive, you have a net long-term capital gain from assets acquired *after* December 31, 2011. Enter the amount on Form 140, line 23.
- If the amount on line 5 is zero or negative, you do not qualify to take the allowable subtraction. Enter "0" on Form 140, line 23.

**2022 Form 140 Assembly Order (form sequence)
For returns *mailed* to the Department**

To avoid processing delays, place the returns in the following order (starting with Forms 131 and 131-SBI)



2022 Arizona Optional Tax Tables for Forms 140, 140A, and 140EZ

If your taxable income is less than \$50,000, use the Optional Tax Tables.

If your taxable income is \$50,000 or more, use Tax Table X or Y. Also, if your taxable income is \$50,000 or more, you cannot use Form 140EZ or Form 140A to file for 2022. In this case, you must file using Form 140.

To Find Your Tax:

1. Read down the income column until you find your taxable income shown on your return.
 Form 140, line 45 Form 140A, line 19 Form 140EZ, line 8
2. Read across until you find your *filing status*. Enter the tax on your return.
 Form 140, line 46 Form 140A, line 20 Form 140EZ, line 9

Example:

Mr. and Mrs. Timely are filing a joint return. Their taxable income is \$19,360 (Form 140, line 45). First, they find the \$19,350-\$19,400 income line. Next they find the column for married filing jointly and read down the column. The amount shown where the income lines and filing status column meet is \$494. This is the tax amount they must enter on Form 140, line 46.

| At Least | But less than | Single or Married Filing Separately | Married Filing Jointly or Head of Household |
|----------------------|---------------|-------------------------------------|---|
| Your Tax Is - | | | |
| 19,300 | 19,350 | 493 | 493 |
| 19,350 | 19,400 | 494 | 494 |
| 19,400 | 19,450 | 495 | 495 |


| At least | But less than | Single or Married Filing Separately | Married Filing Jointly or Head of Household | At least | But less than | Single or Married Filing Separately | Married Filing Jointly or Head of Household | At least | But less than | Single or Married Filing Separately | Married Filing Jointly or Head of Household |
|--|---------------|-------------------------------------|---|-------------------------------|---------------|-------------------------------------|---|-------------------------------|---------------|-------------------------------------|---|
| If less than \$20 tax is 0 Your Tax Is | | | | \$2,000 Your Tax Is | | | | \$4,000 Your Tax Is | | | |
| 20 | 50 | 1 | 1 | 2,000 | 2,050 | 52 | 52 | 4,000 | 4,050 | 103 | 103 |
| 50 | 100 | 2 | 2 | 2,050 | 2,100 | 53 | 53 | 4,050 | 4,100 | 104 | 104 |
| 100 | 150 | 3 | 3 | 2,100 | 2,150 | 54 | 54 | 4,100 | 4,150 | 105 | 105 |
| 150 | 200 | 4 | 4 | 2,150 | 2,200 | 55 | 55 | 4,150 | 4,200 | 106 | 106 |
| 200 | 250 | 6 | 6 | 2,200 | 2,250 | 57 | 57 | 4,200 | 4,250 | 108 | 108 |
| 250 | 300 | 7 | 7 | 2,250 | 2,300 | 58 | 58 | 4,250 | 4,300 | 109 | 109 |
| 300 | 350 | 8 | 8 | 2,300 | 2,350 | 59 | 59 | 4,300 | 4,350 | 110 | 110 |
| 350 | 400 | 10 | 10 | 2,350 | 2,400 | 61 | 61 | 4,350 | 4,400 | 112 | 112 |
| 400 | 450 | 11 | 11 | 2,400 | 2,450 | 62 | 62 | 4,400 | 4,450 | 113 | 113 |
| 450 | 500 | 12 | 12 | 2,450 | 2,500 | 63 | 63 | 4,450 | 4,500 | 114 | 114 |
| 500 | 550 | 13 | 13 | 2,500 | 2,550 | 64 | 64 | 4,500 | 4,550 | 115 | 115 |
| 550 | 600 | 15 | 15 | 2,550 | 2,600 | 66 | 66 | 4,550 | 4,600 | 117 | 117 |
| 600 | 650 | 16 | 16 | 2,600 | 2,650 | 67 | 67 | 4,600 | 4,650 | 118 | 118 |
| 650 | 700 | 17 | 17 | 2,650 | 2,700 | 68 | 68 | 4,650 | 4,700 | 119 | 119 |
| 700 | 750 | 18 | 18 | 2,700 | 2,750 | 69 | 69 | 4,700 | 4,750 | 120 | 120 |
| 750 | 800 | 20 | 20 | 2,750 | 2,800 | 71 | 71 | 4,750 | 4,800 | 122 | 122 |
| 800 | 850 | 21 | 21 | 2,800 | 2,850 | 72 | 72 | 4,800 | 4,850 | 123 | 123 |
| 850 | 900 | 22 | 22 | 2,850 | 2,900 | 73 | 73 | 4,850 | 4,900 | 124 | 124 |
| 900 | 950 | 24 | 24 | 2,900 | 2,950 | 75 | 75 | 4,900 | 4,950 | 126 | 126 |
| 950 | 1,000 | 25 | 25 | 2,950 | 3,000 | 76 | 76 | 4,950 | 5,000 | 127 | 127 |
| \$1,000 Your Tax Is | | | | \$3,000 Your Tax Is | | | | \$5,000 Your Tax Is | | | |
| 1,000 | 1,050 | 26 | 26 | 3,000 | 3,050 | 77 | 77 | 5,000 | 5,050 | 128 | 128 |
| 1,050 | 1,100 | 27 | 27 | 3,050 | 3,100 | 78 | 78 | 5,050 | 5,100 | 129 | 129 |
| 1,100 | 1,150 | 29 | 29 | 3,100 | 3,150 | 80 | 80 | 5,100 | 5,150 | 131 | 131 |
| 1,150 | 1,200 | 30 | 30 | 3,150 | 3,200 | 81 | 81 | 5,150 | 5,200 | 132 | 132 |
| 1,200 | 1,250 | 31 | 31 | 3,200 | 3,250 | 82 | 82 | 5,200 | 5,250 | 133 | 133 |
| 1,250 | 1,300 | 33 | 33 | 3,250 | 3,300 | 84 | 84 | 5,250 | 5,300 | 135 | 135 |
| 1,300 | 1,350 | 34 | 34 | 3,300 | 3,350 | 85 | 85 | 5,300 | 5,350 | 136 | 136 |
| 1,350 | 1,400 | 35 | 35 | 3,350 | 3,400 | 86 | 86 | 5,350 | 5,400 | 137 | 137 |
| 1,400 | 1,450 | 36 | 36 | 3,400 | 3,450 | 87 | 87 | 5,400 | 5,450 | 138 | 138 |
| 1,450 | 1,500 | 38 | 38 | 3,450 | 3,500 | 89 | 89 | 5,450 | 5,500 | 140 | 140 |
| 1,500 | 1,550 | 39 | 39 | 3,500 | 3,550 | 90 | 90 | 5,500 | 5,550 | 141 | 141 |
| 1,550 | 1,600 | 40 | 40 | 3,550 | 3,600 | 91 | 91 | 5,550 | 5,600 | 142 | 142 |
| 1,600 | 1,650 | 41 | 41 | 3,600 | 3,650 | 92 | 92 | 5,600 | 5,650 | 143 | 143 |
| 1,650 | 1,700 | 43 | 43 | 3,650 | 3,700 | 94 | 94 | 5,650 | 5,700 | 145 | 145 |
| 1,700 | 1,750 | 44 | 44 | 3,700 | 3,750 | 95 | 95 | 5,700 | 5,750 | 146 | 146 |
| 1,750 | 1,800 | 45 | 45 | 3,750 | 3,800 | 96 | 96 | 5,750 | 5,800 | 147 | 147 |
| 1,800 | 1,850 | 47 | 47 | 3,800 | 3,850 | 98 | 98 | 5,800 | 5,850 | 149 | 149 |
| 1,850 | 1,900 | 48 | 48 | 3,850 | 3,900 | 99 | 99 | 5,850 | 5,900 | 150 | 150 |
| 1,900 | 1,950 | 49 | 49 | 3,900 | 3,950 | 100 | 100 | 5,900 | 5,950 | 151 | 151 |
| 1,950 | 2,000 | 50 | 50 | 3,950 | 4,000 | 101 | 101 | 5,950 | 6,000 | 152 | 152 |

| At least | But less than | Single or Married Filing Separately | Married Filing Jointly or Head of Household | At least | But less than | Single or Married Filing Separately | Married Filing Jointly or Head of Household | At least | But less than | Single or Married Filing Separately | Married Filing Jointly or Head of Household |
|----------------------------|---------------|-------------------------------------|---|-----------------------------|---------------|-------------------------------------|---|-----------------------------|---------------|-------------------------------------|---|
| \$6,000 Your Tax Is | | | | \$9,000 Your Tax Is | | | | \$12,000 Your Tax Is | | | |
| 6,000 | 6,050 | 154 | 154 | 9,000 | 9,050 | 230 | 230 | 12,000 | 12,050 | 307 | 307 |
| 6,050 | 6,100 | 155 | 155 | 9,050 | 9,100 | 231 | 231 | 12,050 | 12,100 | 308 | 308 |
| 6,100 | 6,150 | 156 | 156 | 9,100 | 9,150 | 233 | 233 | 12,100 | 12,150 | 309 | 309 |
| 6,150 | 6,200 | 157 | 157 | 9,150 | 9,200 | 234 | 234 | 12,150 | 12,200 | 310 | 310 |
| 6,200 | 6,250 | 159 | 159 | 9,200 | 9,250 | 235 | 235 | 12,200 | 12,250 | 312 | 312 |
| 6,250 | 6,300 | 160 | 160 | 9,250 | 9,300 | 237 | 237 | 12,250 | 12,300 | 313 | 313 |
| 6,300 | 6,350 | 161 | 161 | 9,300 | 9,350 | 238 | 238 | 12,300 | 12,350 | 314 | 314 |
| 6,350 | 6,400 | 163 | 163 | 9,350 | 9,400 | 239 | 239 | 12,350 | 12,400 | 316 | 316 |
| 6,400 | 6,450 | 164 | 164 | 9,400 | 9,450 | 240 | 240 | 12,400 | 12,450 | 317 | 317 |
| 6,450 | 6,500 | 165 | 165 | 9,450 | 9,500 | 242 | 242 | 12,450 | 12,500 | 318 | 318 |
| 6,500 | 6,550 | 166 | 166 | 9,500 | 9,550 | 243 | 243 | 12,500 | 12,550 | 319 | 319 |
| 6,550 | 6,600 | 168 | 168 | 9,550 | 9,600 | 244 | 244 | 12,550 | 12,600 | 321 | 321 |
| 6,600 | 6,650 | 169 | 169 | 9,600 | 9,650 | 245 | 245 | 12,600 | 12,650 | 322 | 322 |
| 6,650 | 6,700 | 170 | 170 | 9,650 | 9,700 | 247 | 247 | 12,650 | 12,700 | 323 | 323 |
| 6,700 | 6,750 | 171 | 171 | 9,700 | 9,750 | 248 | 248 | 12,700 | 12,750 | 324 | 324 |
| 6,750 | 6,800 | 173 | 173 | 9,750 | 9,800 | 249 | 249 | 12,750 | 12,800 | 326 | 326 |
| 6,800 | 6,850 | 174 | 174 | 9,800 | 9,850 | 251 | 251 | 12,800 | 12,850 | 327 | 327 |
| 6,850 | 6,900 | 175 | 175 | 9,850 | 9,900 | 252 | 252 | 12,850 | 12,900 | 328 | 328 |
| 6,900 | 6,950 | 177 | 177 | 9,900 | 9,950 | 253 | 253 | 12,900 | 12,950 | 330 | 330 |
| 6,950 | 7,000 | 178 | 178 | 9,950 | 10,000 | 254 | 254 | 12,950 | 13,000 | 331 | 331 |
| \$7,000 Your Tax Is | | | | \$10,000 Your Tax Is | | | | \$13,000 Your Tax Is | | | |
| 7,000 | 7,050 | 179 | 179 | 10,000 | 10,050 | 256 | 256 | 13,000 | 13,050 | 332 | 332 |
| 7,050 | 7,100 | 180 | 180 | 10,050 | 10,100 | 257 | 257 | 13,050 | 13,100 | 333 | 333 |
| 7,100 | 7,150 | 182 | 182 | 10,100 | 10,150 | 258 | 258 | 13,100 | 13,150 | 335 | 335 |
| 7,150 | 7,200 | 183 | 183 | 10,150 | 10,200 | 259 | 259 | 13,150 | 13,200 | 336 | 336 |
| 7,200 | 7,250 | 184 | 184 | 10,200 | 10,250 | 261 | 261 | 13,200 | 13,250 | 337 | 337 |
| 7,250 | 7,300 | 186 | 186 | 10,250 | 10,300 | 262 | 262 | 13,250 | 13,300 | 339 | 339 |
| 7,300 | 7,350 | 187 | 187 | 10,300 | 10,350 | 263 | 263 | 13,300 | 13,350 | 340 | 340 |
| 7,350 | 7,400 | 188 | 188 | 10,350 | 10,400 | 265 | 265 | 13,350 | 13,400 | 341 | 341 |
| 7,400 | 7,450 | 189 | 189 | 10,400 | 10,450 | 266 | 266 | 13,400 | 13,450 | 342 | 342 |
| 7,450 | 7,500 | 191 | 191 | 10,450 | 10,500 | 267 | 267 | 13,450 | 13,500 | 344 | 344 |
| 7,500 | 7,550 | 192 | 192 | 10,500 | 10,550 | 268 | 268 | 13,500 | 13,550 | 345 | 345 |
| 7,550 | 7,600 | 193 | 193 | 10,550 | 10,600 | 270 | 270 | 13,550 | 13,600 | 346 | 346 |
| 7,600 | 7,650 | 194 | 194 | 10,600 | 10,650 | 271 | 271 | 13,600 | 13,650 | 347 | 347 |
| 7,650 | 7,700 | 196 | 196 | 10,650 | 10,700 | 272 | 272 | 13,650 | 13,700 | 349 | 349 |
| 7,700 | 7,750 | 197 | 197 | 10,700 | 10,750 | 273 | 273 | 13,700 | 13,750 | 350 | 350 |
| 7,750 | 7,800 | 198 | 198 | 10,750 | 10,800 | 275 | 275 | 13,750 | 13,800 | 351 | 351 |
| 7,800 | 7,850 | 200 | 200 | 10,800 | 10,850 | 276 | 276 | 13,800 | 13,850 | 353 | 353 |
| 7,850 | 7,900 | 201 | 201 | 10,850 | 10,900 | 277 | 277 | 13,850 | 13,900 | 354 | 354 |
| 7,900 | 7,950 | 202 | 202 | 10,900 | 10,950 | 279 | 279 | 13,900 | 13,950 | 355 | 355 |
| 7,950 | 8,000 | 203 | 203 | 10,950 | 11,000 | 280 | 280 | 13,950 | 14,000 | 356 | 356 |
| \$8,000 Your Tax Is | | | | \$11,000 Your Tax Is | | | | \$14,000 Your Tax Is | | | |
| 8,000 | 8,050 | 205 | 205 | 11,000 | 11,050 | 281 | 281 | 14,000 | 14,050 | 358 | 358 |
| 8,050 | 8,100 | 206 | 206 | 11,050 | 11,100 | 282 | 282 | 14,050 | 14,100 | 359 | 359 |
| 8,100 | 8,150 | 207 | 207 | 11,100 | 11,150 | 284 | 284 | 14,100 | 14,150 | 360 | 360 |
| 8,150 | 8,200 | 208 | 208 | 11,150 | 11,200 | 285 | 285 | 14,150 | 14,200 | 361 | 361 |
| 8,200 | 8,250 | 210 | 210 | 11,200 | 11,250 | 286 | 286 | 14,200 | 14,250 | 363 | 363 |
| 8,250 | 8,300 | 211 | 211 | 11,250 | 11,300 | 288 | 288 | 14,250 | 14,300 | 364 | 364 |
| 8,300 | 8,350 | 212 | 212 | 11,300 | 11,350 | 289 | 289 | 14,300 | 14,350 | 365 | 365 |
| 8,350 | 8,400 | 214 | 214 | 11,350 | 11,400 | 290 | 290 | 14,350 | 14,400 | 367 | 367 |
| 8,400 | 8,450 | 215 | 215 | 11,400 | 11,450 | 291 | 291 | 14,400 | 14,450 | 368 | 368 |
| 8,450 | 8,500 | 216 | 216 | 11,450 | 11,500 | 293 | 293 | 14,450 | 14,500 | 369 | 369 |
| 8,500 | 8,550 | 217 | 217 | 11,500 | 11,550 | 294 | 294 | 14,500 | 14,550 | 370 | 370 |
| 8,550 | 8,600 | 219 | 219 | 11,550 | 11,600 | 295 | 295 | 14,550 | 14,600 | 372 | 372 |
| 8,600 | 8,650 | 220 | 220 | 11,600 | 11,650 | 296 | 296 | 14,600 | 14,650 | 373 | 373 |
| 8,650 | 8,700 | 221 | 221 | 11,650 | 11,700 | 298 | 298 | 14,650 | 14,700 | 374 | 374 |
| 8,700 | 8,750 | 222 | 222 | 11,700 | 11,750 | 299 | 299 | 14,700 | 14,750 | 375 | 375 |
| 8,750 | 8,800 | 224 | 224 | 11,750 | 11,800 | 300 | 300 | 14,750 | 14,800 | 377 | 377 |
| 8,800 | 8,850 | 225 | 225 | 11,800 | 11,850 | 302 | 302 | 14,800 | 14,850 | 378 | 378 |
| 8,850 | 8,900 | 226 | 226 | 11,850 | 11,900 | 303 | 303 | 14,850 | 14,900 | 379 | 379 |
| 8,900 | 8,950 | 228 | 228 | 11,900 | 11,950 | 304 | 304 | 14,900 | 14,950 | 381 | 381 |
| 8,950 | 9,000 | 229 | 229 | 11,950 | 12,000 | 305 | 305 | 14,950 | 15,000 | 382 | 382 |

| At least | But less than | Single or Married Filing Separately | Married Filing Jointly or Head of Household | At least | But less than | Single or Married Filing Separately | Married Filing Jointly or Head of Household | At least | But less than | Single or Married Filing Separately | Married Filing Jointly or Head of Household |
|-----------------------------|---------------|-------------------------------------|---|-----------------------------|---------------|-------------------------------------|---|-----------------------------|---------------|-------------------------------------|---|
| \$15,000 Your Tax Is | | | | \$18,000 Your Tax Is | | | | \$21,000 Your Tax Is | | | |
| 15,000 | 15,050 | 383 | 383 | 18,000 | 18,050 | 460 | 460 | 21,000 | 21,050 | 536 | 536 |
| 15,050 | 15,100 | 384 | 384 | 18,050 | 18,100 | 461 | 461 | 21,050 | 21,100 | 537 | 537 |
| 15,100 | 15,150 | 386 | 386 | 18,100 | 18,150 | 462 | 462 | 21,100 | 21,150 | 539 | 539 |
| 15,150 | 15,200 | 387 | 387 | 18,150 | 18,200 | 463 | 463 | 21,150 | 21,200 | 540 | 540 |
| 15,200 | 15,250 | 388 | 388 | 18,200 | 18,250 | 465 | 465 | 21,200 | 21,250 | 541 | 541 |
| 15,250 | 15,300 | 390 | 390 | 18,250 | 18,300 | 466 | 466 | 21,250 | 21,300 | 543 | 543 |
| 15,300 | 15,350 | 391 | 391 | 18,300 | 18,350 | 467 | 467 | 21,300 | 21,350 | 544 | 544 |
| 15,350 | 15,400 | 392 | 392 | 18,350 | 18,400 | 469 | 469 | 21,350 | 21,400 | 545 | 545 |
| 15,400 | 15,450 | 393 | 393 | 18,400 | 18,450 | 470 | 470 | 21,400 | 21,450 | 546 | 546 |
| 15,450 | 15,500 | 395 | 395 | 18,450 | 18,500 | 471 | 471 | 21,450 | 21,500 | 548 | 548 |
| 15,500 | 15,550 | 396 | 396 | 18,500 | 18,550 | 472 | 472 | 21,500 | 21,550 | 549 | 549 |
| 15,550 | 15,600 | 397 | 397 | 18,550 | 18,600 | 474 | 474 | 21,550 | 21,600 | 550 | 550 |
| 15,600 | 15,650 | 398 | 398 | 18,600 | 18,650 | 475 | 475 | 21,600 | 21,650 | 551 | 551 |
| 15,650 | 15,700 | 400 | 400 | 18,650 | 18,700 | 476 | 476 | 21,650 | 21,700 | 553 | 553 |
| 15,700 | 15,750 | 401 | 401 | 18,700 | 18,750 | 477 | 477 | 21,700 | 21,750 | 554 | 554 |
| 15,750 | 15,800 | 402 | 402 | 18,750 | 18,800 | 479 | 479 | 21,750 | 21,800 | 555 | 555 |
| 15,800 | 15,850 | 404 | 404 | 18,800 | 18,850 | 480 | 480 | 21,800 | 21,850 | 557 | 557 |
| 15,850 | 15,900 | 405 | 405 | 18,850 | 18,900 | 481 | 481 | 21,850 | 21,900 | 558 | 558 |
| 15,900 | 15,950 | 406 | 406 | 18,900 | 18,950 | 483 | 483 | 21,900 | 21,950 | 559 | 559 |
| 15,950 | 16,000 | 407 | 407 | 18,950 | 19,000 | 484 | 484 | 21,950 | 22,000 | 560 | 560 |
| \$16,000 Your Tax Is | | | | \$19,000 Your Tax Is | | | | \$22,000 Your Tax Is | | | |
| 16,000 | 16,050 | 409 | 409 | 19,000 | 19,050 | 485 | 485 | 22,000 | 22,050 | 562 | 562 |
| 16,050 | 16,100 | 410 | 410 | 19,050 | 19,100 | 486 | 486 | 22,050 | 22,100 | 563 | 563 |
| 16,100 | 16,150 | 411 | 411 | 19,100 | 19,150 | 488 | 488 | 22,100 | 22,150 | 564 | 564 |
| 16,150 | 16,200 | 412 | 412 | 19,150 | 19,200 | 489 | 489 | 22,150 | 22,200 | 565 | 565 |
| 16,200 | 16,250 | 414 | 414 | 19,200 | 19,250 | 490 | 490 | 22,200 | 22,250 | 567 | 567 |
| 16,250 | 16,300 | 415 | 415 | 19,250 | 19,300 | 492 | 492 | 22,250 | 22,300 | 568 | 568 |
| 16,300 | 16,350 | 416 | 416 | 19,300 | 19,350 | 493 | 493 | 22,300 | 22,350 | 569 | 569 |
| 16,350 | 16,400 | 418 | 418 | 19,350 | 19,400 | 494 | 494 | 22,350 | 22,400 | 571 | 571 |
| 16,400 | 16,450 | 419 | 419 | 19,400 | 19,450 | 495 | 495 | 22,400 | 22,450 | 572 | 572 |
| 16,450 | 16,500 | 420 | 420 | 19,450 | 19,500 | 497 | 497 | 22,450 | 22,500 | 573 | 573 |
| 16,500 | 16,550 | 421 | 421 | 19,500 | 19,550 | 498 | 498 | 22,500 | 22,550 | 574 | 574 |
| 16,550 | 16,600 | 423 | 423 | 19,550 | 19,600 | 499 | 499 | 22,550 | 22,600 | 576 | 576 |
| 16,600 | 16,650 | 424 | 424 | 19,600 | 19,650 | 500 | 500 | 22,600 | 22,650 | 577 | 577 |
| 16,650 | 16,700 | 425 | 425 | 19,650 | 19,700 | 502 | 502 | 22,650 | 22,700 | 578 | 578 |
| 16,700 | 16,750 | 426 | 426 | 19,700 | 19,750 | 503 | 503 | 22,700 | 22,750 | 579 | 579 |
| 16,750 | 16,800 | 428 | 428 | 19,750 | 19,800 | 504 | 504 | 22,750 | 22,800 | 581 | 581 |
| 16,800 | 16,850 | 429 | 429 | 19,800 | 19,850 | 506 | 506 | 22,800 | 22,850 | 582 | 582 |
| 16,850 | 16,900 | 430 | 430 | 19,850 | 19,900 | 507 | 507 | 22,850 | 22,900 | 583 | 583 |
| 16,900 | 16,950 | 432 | 432 | 19,900 | 19,950 | 508 | 508 | 22,900 | 22,950 | 585 | 585 |
| 16,950 | 17,000 | 433 | 433 | 19,950 | 20,000 | 509 | 509 | 22,950 | 23,000 | 586 | 586 |
| \$17,000 Your Tax Is | | | | \$20,000 Your Tax Is | | | | \$23,000 Your Tax Is | | | |
| 17,000 | 17,050 | 434 | 434 | 20,000 | 20,050 | 511 | 511 | 23,000 | 23,050 | 587 | 587 |
| 17,050 | 17,100 | 435 | 435 | 20,050 | 20,100 | 512 | 512 | 23,050 | 23,100 | 588 | 588 |
| 17,100 | 17,150 | 437 | 437 | 20,100 | 20,150 | 513 | 513 | 23,100 | 23,150 | 590 | 590 |
| 17,150 | 17,200 | 438 | 438 | 20,150 | 20,200 | 514 | 514 | 23,150 | 23,200 | 591 | 591 |
| 17,200 | 17,250 | 439 | 439 | 20,200 | 20,250 | 516 | 516 | 23,200 | 23,250 | 592 | 592 |
| 17,250 | 17,300 | 441 | 441 | 20,250 | 20,300 | 517 | 517 | 23,250 | 23,300 | 594 | 594 |
| 17,300 | 17,350 | 442 | 442 | 20,300 | 20,350 | 518 | 518 | 23,300 | 23,350 | 595 | 595 |
| 17,350 | 17,400 | 443 | 443 | 20,350 | 20,400 | 520 | 520 | 23,350 | 23,400 | 596 | 596 |
| 17,400 | 17,450 | 444 | 444 | 20,400 | 20,450 | 521 | 521 | 23,400 | 23,450 | 597 | 597 |
| 17,450 | 17,500 | 446 | 446 | 20,450 | 20,500 | 522 | 522 | 23,450 | 23,500 | 599 | 599 |
| 17,500 | 17,550 | 447 | 447 | 20,500 | 20,550 | 523 | 523 | 23,500 | 23,550 | 600 | 600 |
| 17,550 | 17,600 | 448 | 448 | 20,550 | 20,600 | 525 | 525 | 23,550 | 23,600 | 601 | 601 |
| 17,600 | 17,650 | 449 | 449 | 20,600 | 20,650 | 526 | 526 | 23,600 | 23,650 | 602 | 602 |
| 17,650 | 17,700 | 451 | 451 | 20,650 | 20,700 | 527 | 527 | 23,650 | 23,700 | 604 | 604 |
| 17,700 | 17,750 | 452 | 452 | 20,700 | 20,750 | 528 | 528 | 23,700 | 23,750 | 605 | 605 |
| 17,750 | 17,800 | 453 | 453 | 20,750 | 20,800 | 530 | 530 | 23,750 | 23,800 | 606 | 606 |
| 17,800 | 17,850 | 455 | 455 | 20,800 | 20,850 | 531 | 531 | 23,800 | 23,850 | 608 | 608 |
| 17,850 | 17,900 | 456 | 456 | 20,850 | 20,900 | 532 | 532 | 23,850 | 23,900 | 609 | 609 |
| 17,900 | 17,950 | 457 | 457 | 20,900 | 20,950 | 534 | 534 | 23,900 | 23,950 | 610 | 610 |
| 17,950 | 18,000 | 458 | 458 | 20,950 | 21,000 | 535 | 535 | 23,950 | 24,000 | 611 | 611 |

| At least | But less than | Single or Married Filing Separately | Married Filing Jointly or Head of Household | At least | But less than | Single or Married Filing Separately | Married Filing Jointly or Head of Household | At least | But less than | Single or Married Filing Separately | Married Filing Jointly or Head of Household |
|-----------------------------|---------------|-------------------------------------|---|-----------------------------|---------------|-------------------------------------|---|-----------------------------|---------------|-------------------------------------|---|
| \$24,000 Your Tax Is | | | | \$27,000 Your Tax Is | | | | \$30,000 Your Tax Is | | | |
| 24,000 | 24,050 | 613 | 613 | 27,000 | 27,050 | 689 | 689 | 30,000 | 30,050 | 772 | 766 |
| 24,050 | 24,100 | 614 | 614 | 27,050 | 27,100 | 690 | 690 | 30,050 | 30,100 | 773 | 767 |
| 24,100 | 24,150 | 615 | 615 | 27,100 | 27,150 | 692 | 692 | 30,100 | 30,150 | 775 | 768 |
| 24,150 | 24,200 | 616 | 616 | 27,150 | 27,200 | 693 | 693 | 30,150 | 30,200 | 776 | 769 |
| 24,200 | 24,250 | 618 | 618 | 27,200 | 27,250 | 694 | 694 | 30,200 | 30,250 | 778 | 771 |
| 24,250 | 24,300 | 619 | 619 | 27,250 | 27,300 | 696 | 696 | 30,250 | 30,300 | 779 | 772 |
| 24,300 | 24,350 | 620 | 620 | 27,300 | 27,350 | 697 | 697 | 30,300 | 30,350 | 781 | 773 |
| 24,350 | 24,400 | 622 | 622 | 27,350 | 27,400 | 698 | 698 | 30,350 | 30,400 | 782 | 775 |
| 24,400 | 24,450 | 623 | 623 | 27,400 | 27,450 | 699 | 699 | 30,400 | 30,450 | 784 | 776 |
| 24,450 | 24,500 | 624 | 624 | 27,450 | 27,500 | 701 | 701 | 30,450 | 30,500 | 785 | 777 |
| 24,500 | 24,550 | 625 | 625 | 27,500 | 27,550 | 702 | 702 | 30,500 | 30,550 | 787 | 778 |
| 24,550 | 24,600 | 627 | 627 | 27,550 | 27,600 | 703 | 703 | 30,550 | 30,600 | 788 | 780 |
| 24,600 | 24,650 | 628 | 628 | 27,600 | 27,650 | 704 | 704 | 30,600 | 30,650 | 790 | 781 |
| 24,650 | 24,700 | 629 | 629 | 27,650 | 27,700 | 706 | 706 | 30,650 | 30,700 | 791 | 782 |
| 24,700 | 24,750 | 630 | 630 | 27,700 | 27,750 | 707 | 707 | 30,700 | 30,750 | 793 | 783 |
| 24,750 | 24,800 | 632 | 632 | 27,750 | 27,800 | 708 | 708 | 30,750 | 30,800 | 794 | 785 |
| 24,800 | 24,850 | 633 | 633 | 27,800 | 27,850 | 710 | 710 | 30,800 | 30,850 | 796 | 786 |
| 24,850 | 24,900 | 634 | 634 | 27,850 | 27,900 | 711 | 711 | 30,850 | 30,900 | 797 | 787 |
| 24,900 | 24,950 | 636 | 636 | 27,900 | 27,950 | 712 | 712 | 30,900 | 30,950 | 799 | 789 |
| 24,950 | 25,000 | 637 | 637 | 27,950 | 28,000 | 713 | 713 | 30,950 | 31,000 | 800 | 790 |
| \$25,000 Your Tax Is | | | | \$28,000 Your Tax Is | | | | \$31,000 Your Tax Is | | | |
| 25,000 | 25,050 | 638 | 638 | 28,000 | 28,050 | 715 | 715 | 31,000 | 31,050 | 802 | 791 |
| 25,050 | 25,100 | 639 | 639 | 28,050 | 28,100 | 716 | 716 | 31,050 | 31,100 | 803 | 792 |
| 25,100 | 25,150 | 641 | 641 | 28,100 | 28,150 | 717 | 717 | 31,100 | 31,150 | 805 | 794 |
| 25,150 | 25,200 | 642 | 642 | 28,150 | 28,200 | 718 | 718 | 31,150 | 31,200 | 806 | 795 |
| 25,200 | 25,250 | 643 | 643 | 28,200 | 28,250 | 720 | 720 | 31,200 | 31,250 | 808 | 796 |
| 25,250 | 25,300 | 645 | 645 | 28,250 | 28,300 | 721 | 721 | 31,250 | 31,300 | 809 | 798 |
| 25,300 | 25,350 | 646 | 646 | 28,300 | 28,350 | 722 | 722 | 31,300 | 31,350 | 811 | 799 |
| 25,350 | 25,400 | 647 | 647 | 28,350 | 28,400 | 724 | 724 | 31,350 | 31,400 | 812 | 800 |
| 25,400 | 25,450 | 648 | 648 | 28,400 | 28,450 | 725 | 725 | 31,400 | 31,450 | 814 | 801 |
| 25,450 | 25,500 | 650 | 650 | 28,450 | 28,500 | 726 | 726 | 31,450 | 31,500 | 815 | 803 |
| 25,500 | 25,550 | 651 | 651 | 28,500 | 28,550 | 727 | 727 | 31,500 | 31,550 | 817 | 804 |
| 25,550 | 25,600 | 652 | 652 | 28,550 | 28,600 | 729 | 729 | 31,550 | 31,600 | 818 | 805 |
| 25,600 | 25,650 | 653 | 653 | 28,600 | 28,650 | 730 | 730 | 31,600 | 31,650 | 820 | 806 |
| 25,650 | 25,700 | 655 | 655 | 28,650 | 28,700 | 732 | 731 | 31,650 | 31,700 | 821 | 808 |
| 25,700 | 25,750 | 656 | 656 | 28,700 | 28,750 | 733 | 732 | 31,700 | 31,750 | 823 | 809 |
| 25,750 | 25,800 | 657 | 657 | 28,750 | 28,800 | 735 | 734 | 31,750 | 31,800 | 824 | 810 |
| 25,800 | 25,850 | 659 | 659 | 28,800 | 28,850 | 736 | 735 | 31,800 | 31,850 | 826 | 812 |
| 25,850 | 25,900 | 660 | 660 | 28,850 | 28,900 | 738 | 736 | 31,850 | 31,900 | 827 | 813 |
| 25,900 | 25,950 | 661 | 661 | 28,900 | 28,950 | 739 | 738 | 31,900 | 31,950 | 829 | 814 |
| 25,950 | 26,000 | 662 | 662 | 28,950 | 29,000 | 741 | 739 | 31,950 | 32,000 | 830 | 815 |
| \$26,000 Your Tax Is | | | | \$29,000 Your Tax Is | | | | \$32,000 Your Tax Is | | | |
| 26,000 | 26,050 | 664 | 664 | 29,000 | 29,050 | 742 | 740 | 32,000 | 32,050 | 831 | 817 |
| 26,050 | 26,100 | 665 | 665 | 29,050 | 29,100 | 744 | 741 | 32,050 | 32,100 | 833 | 818 |
| 26,100 | 26,150 | 666 | 666 | 29,100 | 29,150 | 745 | 743 | 32,100 | 32,150 | 834 | 819 |
| 26,150 | 26,200 | 667 | 667 | 29,150 | 29,200 | 747 | 744 | 32,150 | 32,200 | 836 | 820 |
| 26,200 | 26,250 | 669 | 669 | 29,200 | 29,250 | 748 | 745 | 32,200 | 32,250 | 837 | 822 |
| 26,250 | 26,300 | 670 | 670 | 29,250 | 29,300 | 750 | 747 | 32,250 | 32,300 | 839 | 823 |
| 26,300 | 26,350 | 671 | 671 | 29,300 | 29,350 | 751 | 748 | 32,300 | 32,350 | 840 | 824 |
| 26,350 | 26,400 | 673 | 673 | 29,350 | 29,400 | 753 | 749 | 32,350 | 32,400 | 842 | 826 |
| 26,400 | 26,450 | 674 | 674 | 29,400 | 29,450 | 754 | 750 | 32,400 | 32,450 | 843 | 827 |
| 26,450 | 26,500 | 675 | 675 | 29,450 | 29,500 | 755 | 752 | 32,450 | 32,500 | 845 | 828 |
| 26,500 | 26,550 | 676 | 676 | 29,500 | 29,550 | 757 | 753 | 32,500 | 32,550 | 846 | 829 |
| 26,550 | 26,600 | 678 | 678 | 29,550 | 29,600 | 758 | 754 | 32,550 | 32,600 | 848 | 831 |
| 26,600 | 26,650 | 679 | 679 | 29,600 | 29,650 | 760 | 755 | 32,600 | 32,650 | 849 | 832 |
| 26,650 | 26,700 | 680 | 680 | 29,650 | 29,700 | 761 | 757 | 32,650 | 32,700 | 851 | 833 |
| 26,700 | 26,750 | 681 | 681 | 29,700 | 29,750 | 763 | 758 | 32,700 | 32,750 | 852 | 834 |
| 26,750 | 26,800 | 683 | 683 | 29,750 | 29,800 | 764 | 759 | 32,750 | 32,800 | 854 | 836 |
| 26,800 | 26,850 | 684 | 684 | 29,800 | 29,850 | 766 | 761 | 32,800 | 32,850 | 855 | 837 |
| 26,850 | 26,900 | 685 | 685 | 29,850 | 29,900 | 767 | 762 | 32,850 | 32,900 | 857 | 838 |
| 26,900 | 26,950 | 687 | 687 | 29,900 | 29,950 | 769 | 763 | 32,900 | 32,950 | 858 | 840 |
| 26,950 | 27,000 | 688 | 688 | 29,950 | 30,000 | 770 | 764 | 32,950 | 33,000 | 860 | 841 |

| At least | But less than | Single or Married Filing Separately | Married Filing Jointly or Head of Household | At least | But less than | Single or Married Filing Separately | Married Filing Jointly or Head of Household | At least | But less than | Single or Married Filing Separately | Married Filing Jointly or Head of Household |
|-----------------------------|---------------|-------------------------------------|---|-----------------------------|---------------|-------------------------------------|---|-----------------------------|---------------|-------------------------------------|---|
| \$33,000 Your Tax Is | | | | \$36,000 Your Tax Is | | | | \$39,000 Your Tax Is | | | |
| 33,000 | 33,050 | 861 | 842 | 36,000 | 36,050 | 951 | 919 | 39,000 | 39,050 | 1,040 | 995 |
| 33,050 | 33,100 | 863 | 843 | 36,050 | 36,100 | 952 | 920 | 39,050 | 39,100 | 1,042 | 996 |
| 33,100 | 33,150 | 864 | 845 | 36,100 | 36,150 | 954 | 921 | 39,100 | 39,150 | 1,043 | 998 |
| 33,150 | 33,200 | 866 | 846 | 36,150 | 36,200 | 955 | 922 | 39,150 | 39,200 | 1,045 | 999 |
| 33,200 | 33,250 | 867 | 847 | 36,200 | 36,250 | 957 | 924 | 39,200 | 39,250 | 1,046 | 1,000 |
| 33,250 | 33,300 | 869 | 849 | 36,250 | 36,300 | 958 | 925 | 39,250 | 39,300 | 1,048 | 1,002 |
| 33,300 | 33,350 | 870 | 850 | 36,300 | 36,350 | 960 | 926 | 39,300 | 39,350 | 1,049 | 1,003 |
| 33,350 | 33,400 | 872 | 851 | 36,350 | 36,400 | 961 | 928 | 39,350 | 39,400 | 1,051 | 1,004 |
| 33,400 | 33,450 | 873 | 852 | 36,400 | 36,450 | 963 | 929 | 39,400 | 39,450 | 1,052 | 1,005 |
| 33,450 | 33,500 | 875 | 854 | 36,450 | 36,500 | 964 | 930 | 39,450 | 39,500 | 1,053 | 1,007 |
| 33,500 | 33,550 | 876 | 855 | 36,500 | 36,550 | 966 | 931 | 39,500 | 39,550 | 1,055 | 1,008 |
| 33,550 | 33,600 | 878 | 856 | 36,550 | 36,600 | 967 | 933 | 39,550 | 39,600 | 1,056 | 1,009 |
| 33,600 | 33,650 | 879 | 857 | 36,600 | 36,650 | 969 | 934 | 39,600 | 39,650 | 1,058 | 1,010 |
| 33,650 | 33,700 | 881 | 859 | 36,650 | 36,700 | 970 | 935 | 39,650 | 39,700 | 1,059 | 1,012 |
| 33,700 | 33,750 | 882 | 860 | 36,700 | 36,750 | 972 | 936 | 39,700 | 39,750 | 1,061 | 1,013 |
| 33,750 | 33,800 | 884 | 861 | 36,750 | 36,800 | 973 | 938 | 39,750 | 39,800 | 1,062 | 1,014 |
| 33,800 | 33,850 | 885 | 863 | 36,800 | 36,850 | 975 | 939 | 39,800 | 39,850 | 1,064 | 1,016 |
| 33,850 | 33,900 | 887 | 864 | 36,850 | 36,900 | 976 | 940 | 39,850 | 39,900 | 1,065 | 1,017 |
| 33,900 | 33,950 | 888 | 865 | 36,900 | 36,950 | 978 | 942 | 39,900 | 39,950 | 1,067 | 1,018 |
| 33,950 | 34,000 | 890 | 866 | 36,950 | 37,000 | 979 | 943 | 39,950 | 40,000 | 1,068 | 1,019 |
| \$34,000 Your Tax Is | | | | \$37,000 Your Tax Is | | | | \$40,000 Your Tax Is | | | |
| 34,000 | 34,050 | 891 | 868 | 37,000 | 37,050 | 980 | 944 | 40,000 | 40,050 | 1,070 | 1,021 |
| 34,050 | 34,100 | 893 | 869 | 37,050 | 37,100 | 982 | 945 | 40,050 | 40,100 | 1,071 | 1,022 |
| 34,100 | 34,150 | 894 | 870 | 37,100 | 37,150 | 983 | 947 | 40,100 | 40,150 | 1,073 | 1,023 |
| 34,150 | 34,200 | 896 | 871 | 37,150 | 37,200 | 985 | 948 | 40,150 | 40,200 | 1,074 | 1,024 |
| 34,200 | 34,250 | 897 | 873 | 37,200 | 37,250 | 986 | 949 | 40,200 | 40,250 | 1,076 | 1,026 |
| 34,250 | 34,300 | 899 | 874 | 37,250 | 37,300 | 988 | 951 | 40,250 | 40,300 | 1,077 | 1,027 |
| 34,300 | 34,350 | 900 | 875 | 37,300 | 37,350 | 989 | 952 | 40,300 | 40,350 | 1,079 | 1,028 |
| 34,350 | 34,400 | 902 | 877 | 37,350 | 37,400 | 991 | 953 | 40,350 | 40,400 | 1,080 | 1,030 |
| 34,400 | 34,450 | 903 | 878 | 37,400 | 37,450 | 992 | 954 | 40,400 | 40,450 | 1,082 | 1,031 |
| 34,450 | 34,500 | 904 | 879 | 37,450 | 37,500 | 994 | 956 | 40,450 | 40,500 | 1,083 | 1,032 |
| 34,500 | 34,550 | 906 | 880 | 37,500 | 37,550 | 995 | 957 | 40,500 | 40,550 | 1,085 | 1,033 |
| 34,550 | 34,600 | 907 | 882 | 37,550 | 37,600 | 997 | 958 | 40,550 | 40,600 | 1,086 | 1,035 |
| 34,600 | 34,650 | 909 | 883 | 37,600 | 37,650 | 998 | 959 | 40,600 | 40,650 | 1,088 | 1,036 |
| 34,650 | 34,700 | 910 | 884 | 37,650 | 37,700 | 1,000 | 961 | 40,650 | 40,700 | 1,089 | 1,037 |
| 34,700 | 34,750 | 912 | 885 | 37,700 | 37,750 | 1,001 | 962 | 40,700 | 40,750 | 1,091 | 1,038 |
| 34,750 | 34,800 | 913 | 887 | 37,750 | 37,800 | 1,003 | 963 | 40,750 | 40,800 | 1,092 | 1,040 |
| 34,800 | 34,850 | 915 | 888 | 37,800 | 37,850 | 1,004 | 965 | 40,800 | 40,850 | 1,094 | 1,041 |
| 34,850 | 34,900 | 916 | 889 | 37,850 | 37,900 | 1,006 | 966 | 40,850 | 40,900 | 1,095 | 1,042 |
| 34,900 | 34,950 | 918 | 891 | 37,900 | 37,950 | 1,007 | 967 | 40,900 | 40,950 | 1,097 | 1,044 |
| 34,950 | 35,000 | 919 | 892 | 37,950 | 38,000 | 1,009 | 968 | 40,950 | 41,000 | 1,098 | 1,045 |
| \$35,000 Your Tax Is | | | | \$38,000 Your Tax Is | | | | \$41,000 Your Tax Is | | | |
| 35,000 | 35,050 | 921 | 893 | 38,000 | 38,050 | 1,010 | 970 | 41,000 | 41,050 | 1,100 | 1,046 |
| 35,050 | 35,100 | 922 | 894 | 38,050 | 38,100 | 1,012 | 971 | 41,050 | 41,100 | 1,101 | 1,047 |
| 35,100 | 35,150 | 924 | 896 | 38,100 | 38,150 | 1,013 | 972 | 41,100 | 41,150 | 1,103 | 1,049 |
| 35,150 | 35,200 | 925 | 897 | 38,150 | 38,200 | 1,015 | 973 | 41,150 | 41,200 | 1,104 | 1,050 |
| 35,200 | 35,250 | 927 | 898 | 38,200 | 38,250 | 1,016 | 975 | 41,200 | 41,250 | 1,106 | 1,051 |
| 35,250 | 35,300 | 928 | 900 | 38,250 | 38,300 | 1,018 | 976 | 41,250 | 41,300 | 1,107 | 1,053 |
| 35,300 | 35,350 | 930 | 901 | 38,300 | 38,350 | 1,019 | 977 | 41,300 | 41,350 | 1,109 | 1,054 |
| 35,350 | 35,400 | 931 | 902 | 38,350 | 38,400 | 1,021 | 979 | 41,350 | 41,400 | 1,110 | 1,055 |
| 35,400 | 35,450 | 933 | 903 | 38,400 | 38,450 | 1,022 | 980 | 41,400 | 41,450 | 1,112 | 1,056 |
| 35,450 | 35,500 | 934 | 905 | 38,450 | 38,500 | 1,024 | 981 | 41,450 | 41,500 | 1,113 | 1,058 |
| 35,500 | 35,550 | 936 | 906 | 38,500 | 38,550 | 1,025 | 982 | 41,500 | 41,550 | 1,115 | 1,059 |
| 35,550 | 35,600 | 937 | 907 | 38,550 | 38,600 | 1,027 | 984 | 41,550 | 41,600 | 1,116 | 1,060 |
| 35,600 | 35,650 | 939 | 908 | 38,600 | 38,650 | 1,028 | 985 | 41,600 | 41,650 | 1,118 | 1,061 |
| 35,650 | 35,700 | 940 | 910 | 38,650 | 38,700 | 1,030 | 986 | 41,650 | 41,700 | 1,119 | 1,063 |
| 35,700 | 35,750 | 942 | 911 | 38,700 | 38,750 | 1,031 | 987 | 41,700 | 41,750 | 1,121 | 1,064 |
| 35,750 | 35,800 | 943 | 912 | 38,750 | 38,800 | 1,033 | 989 | 41,750 | 41,800 | 1,122 | 1,065 |
| 35,800 | 35,850 | 945 | 914 | 38,800 | 38,850 | 1,034 | 990 | 41,800 | 41,850 | 1,124 | 1,067 |
| 35,850 | 35,900 | 946 | 915 | 38,850 | 38,900 | 1,036 | 991 | 41,850 | 41,900 | 1,125 | 1,068 |
| 35,900 | 35,950 | 948 | 916 | 38,900 | 38,950 | 1,037 | 993 | 41,900 | 41,950 | 1,127 | 1,069 |
| 35,950 | 36,000 | 949 | 917 | 38,950 | 39,000 | 1,039 | 994 | 41,950 | 42,000 | 1,128 | 1,070 |

| At least | But less than | Single or Married Filing Separately | Married Filing Jointly or Head of Household | At least | But less than | Single or Married Filing Separately | Married Filing Jointly or Head of Household | At least | But less than | Single or Married Filing Separately | Married Filing Jointly or Head of Household |
|-----------------------------|---------------|-------------------------------------|---|-----------------------------|---------------|-------------------------------------|---|--|---------------|-------------------------------------|---|
| \$42,000 Your Tax Is | | | | \$45,000 Your Tax Is | | | | \$48,000 Your Tax Is | | | |
| 42,000 | 42,050 | 1,129 | 1,072 | 45,000 | 45,050 | 1,219 | 1,148 | 48,000 | 48,050 | 1,308 | 1,225 |
| 42,050 | 42,100 | 1,131 | 1,073 | 45,050 | 45,100 | 1,220 | 1,149 | 48,050 | 48,100 | 1,310 | 1,226 |
| 42,100 | 42,150 | 1,132 | 1,074 | 45,100 | 45,150 | 1,222 | 1,151 | 48,100 | 48,150 | 1,311 | 1,227 |
| 42,150 | 42,200 | 1,134 | 1,075 | 45,150 | 45,200 | 1,223 | 1,152 | 48,150 | 48,200 | 1,313 | 1,228 |
| 42,200 | 42,250 | 1,135 | 1,077 | 45,200 | 45,250 | 1,225 | 1,153 | 48,200 | 48,250 | 1,314 | 1,230 |
| 42,250 | 42,300 | 1,137 | 1,078 | 45,250 | 45,300 | 1,226 | 1,155 | 48,250 | 48,300 | 1,316 | 1,231 |
| 42,300 | 42,350 | 1,138 | 1,079 | 45,300 | 45,350 | 1,228 | 1,156 | 48,300 | 48,350 | 1,317 | 1,232 |
| 42,350 | 42,400 | 1,140 | 1,081 | 45,350 | 45,400 | 1,229 | 1,157 | 48,350 | 48,400 | 1,319 | 1,234 |
| 42,400 | 42,450 | 1,141 | 1,082 | 45,400 | 45,450 | 1,231 | 1,158 | 48,400 | 48,450 | 1,320 | 1,235 |
| 42,450 | 42,500 | 1,143 | 1,083 | 45,450 | 45,500 | 1,232 | 1,160 | 48,450 | 48,500 | 1,322 | 1,236 |
| 42,500 | 42,550 | 1,144 | 1,084 | 45,500 | 45,550 | 1,234 | 1,161 | 48,500 | 48,550 | 1,323 | 1,237 |
| 42,550 | 42,600 | 1,146 | 1,086 | 45,550 | 45,600 | 1,235 | 1,162 | 48,550 | 48,600 | 1,325 | 1,239 |
| 42,600 | 42,650 | 1,147 | 1,087 | 45,600 | 45,650 | 1,237 | 1,163 | 48,600 | 48,650 | 1,326 | 1,240 |
| 42,650 | 42,700 | 1,149 | 1,088 | 45,650 | 45,700 | 1,238 | 1,165 | 48,650 | 48,700 | 1,328 | 1,241 |
| 42,700 | 42,750 | 1,150 | 1,089 | 45,700 | 45,750 | 1,240 | 1,166 | 48,700 | 48,750 | 1,329 | 1,242 |
| 42,750 | 42,800 | 1,152 | 1,091 | 45,750 | 45,800 | 1,241 | 1,167 | 48,750 | 48,800 | 1,331 | 1,244 |
| 42,800 | 42,850 | 1,153 | 1,092 | 45,800 | 45,850 | 1,243 | 1,169 | 48,800 | 48,850 | 1,332 | 1,245 |
| 42,850 | 42,900 | 1,155 | 1,093 | 45,850 | 45,900 | 1,244 | 1,170 | 48,850 | 48,900 | 1,334 | 1,246 |
| 42,900 | 42,950 | 1,156 | 1,095 | 45,900 | 45,950 | 1,246 | 1,171 | 48,900 | 48,950 | 1,335 | 1,248 |
| 42,950 | 43,000 | 1,158 | 1,096 | 45,950 | 46,000 | 1,247 | 1,172 | 48,950 | 49,000 | 1,337 | 1,249 |
| \$43,000 Your Tax Is | | | | \$46,000 Your Tax Is | | | | \$49,000 Your Tax Is | | | |
| 43,000 | 43,050 | 1,159 | 1,097 | 46,000 | 46,050 | 1,249 | 1,174 | 49,000 | 49,050 | 1,338 | 1,250 |
| 43,050 | 43,100 | 1,161 | 1,098 | 46,050 | 46,100 | 1,250 | 1,175 | 49,050 | 49,100 | 1,340 | 1,251 |
| 43,100 | 43,150 | 1,162 | 1,100 | 46,100 | 46,150 | 1,252 | 1,176 | 49,100 | 49,150 | 1,341 | 1,253 |
| 43,150 | 43,200 | 1,164 | 1,101 | 46,150 | 46,200 | 1,253 | 1,177 | 49,150 | 49,200 | 1,343 | 1,254 |
| 43,200 | 43,250 | 1,165 | 1,102 | 46,200 | 46,250 | 1,255 | 1,179 | 49,200 | 49,250 | 1,344 | 1,255 |
| 43,250 | 43,300 | 1,167 | 1,104 | 46,250 | 46,300 | 1,256 | 1,180 | 49,250 | 49,300 | 1,346 | 1,257 |
| 43,300 | 43,350 | 1,168 | 1,105 | 46,300 | 46,350 | 1,258 | 1,181 | 49,300 | 49,350 | 1,347 | 1,258 |
| 43,350 | 43,400 | 1,170 | 1,106 | 46,350 | 46,400 | 1,259 | 1,183 | 49,350 | 49,400 | 1,349 | 1,259 |
| 43,400 | 43,450 | 1,171 | 1,107 | 46,400 | 46,450 | 1,261 | 1,184 | 49,400 | 49,450 | 1,350 | 1,260 |
| 43,450 | 43,500 | 1,173 | 1,109 | 46,450 | 46,500 | 1,262 | 1,185 | 49,450 | 49,500 | 1,351 | 1,262 |
| 43,500 | 43,550 | 1,174 | 1,110 | 46,500 | 46,550 | 1,264 | 1,186 | 49,500 | 49,550 | 1,353 | 1,263 |
| 43,550 | 43,600 | 1,176 | 1,111 | 46,550 | 46,600 | 1,265 | 1,188 | 49,550 | 49,600 | 1,354 | 1,264 |
| 43,600 | 43,650 | 1,177 | 1,112 | 46,600 | 46,650 | 1,267 | 1,189 | 49,600 | 49,650 | 1,356 | 1,265 |
| 43,650 | 43,700 | 1,179 | 1,114 | 46,650 | 46,700 | 1,268 | 1,190 | 49,650 | 49,700 | 1,357 | 1,267 |
| 43,700 | 43,750 | 1,180 | 1,115 | 46,700 | 46,750 | 1,270 | 1,191 | 49,700 | 49,750 | 1,359 | 1,268 |
| 43,750 | 43,800 | 1,182 | 1,116 | 46,750 | 46,800 | 1,271 | 1,193 | 49,750 | 49,800 | 1,360 | 1,269 |
| 43,800 | 43,850 | 1,183 | 1,118 | 46,800 | 46,850 | 1,273 | 1,194 | 49,800 | 49,850 | 1,362 | 1,271 |
| 43,850 | 43,900 | 1,185 | 1,119 | 46,850 | 46,900 | 1,274 | 1,195 | 49,850 | 49,900 | 1,363 | 1,272 |
| 43,900 | 43,950 | 1,186 | 1,120 | 46,900 | 46,950 | 1,276 | 1,197 | 49,900 | 49,950 | 1,365 | 1,273 |
| 43,950 | 44,000 | 1,188 | 1,121 | 46,950 | 47,000 | 1,277 | 1,198 | 49,950 | 50,000 | 1,366 | 1,274 |
| \$44,000 Your Tax Is | | | | \$47,000 Your Tax Is | | | |  <p>End of Optional Tables</p> | | | |
| 44,000 | 44,050 | 1,189 | 1,123 | 47,000 | 47,050 | 1,278 | 1,199 | | | | |
| 44,050 | 44,100 | 1,191 | 1,124 | 47,050 | 47,100 | 1,280 | 1,200 | | | | |
| 44,100 | 44,150 | 1,192 | 1,125 | 47,100 | 47,150 | 1,281 | 1,202 | | | | |
| 44,150 | 44,200 | 1,194 | 1,126 | 47,150 | 47,200 | 1,283 | 1,203 | | | | |
| 44,200 | 44,250 | 1,195 | 1,128 | 47,200 | 47,250 | 1,284 | 1,204 | | | | |
| 44,250 | 44,300 | 1,197 | 1,129 | 47,250 | 47,300 | 1,286 | 1,206 | | | | |
| 44,300 | 44,350 | 1,198 | 1,130 | 47,300 | 47,350 | 1,287 | 1,207 | | | | |
| 44,350 | 44,400 | 1,200 | 1,132 | 47,350 | 47,400 | 1,289 | 1,208 | | | | |
| 44,400 | 44,450 | 1,201 | 1,133 | 47,400 | 47,450 | 1,290 | 1,209 | | | | |
| 44,450 | 44,500 | 1,202 | 1,134 | 47,450 | 47,500 | 1,292 | 1,211 | | | | |
| 44,500 | 44,550 | 1,204 | 1,135 | 47,500 | 47,550 | 1,293 | 1,212 | | | | |
| 44,550 | 44,600 | 1,205 | 1,137 | 47,550 | 47,600 | 1,295 | 1,213 | | | | |
| 44,600 | 44,650 | 1,207 | 1,138 | 47,600 | 47,650 | 1,296 | 1,214 | | | | |
| 44,650 | 44,700 | 1,208 | 1,139 | 47,650 | 47,700 | 1,298 | 1,216 | | | | |
| 44,700 | 44,750 | 1,210 | 1,140 | 47,700 | 47,750 | 1,299 | 1,217 | | | | |
| 44,750 | 44,800 | 1,211 | 1,142 | 47,750 | 47,800 | 1,301 | 1,218 | | | | |
| 44,800 | 44,850 | 1,213 | 1,143 | 47,800 | 47,850 | 1,302 | 1,220 | | | | |
| 44,850 | 44,900 | 1,214 | 1,144 | 47,850 | 47,900 | 1,304 | 1,221 | | | | |
| 44,900 | 44,950 | 1,216 | 1,146 | 47,900 | 47,950 | 1,305 | 1,222 | | | | |
| 44,950 | 45,000 | 1,217 | 1,147 | 47,950 | 48,000 | 1,307 | 1,223 | | | | |

2022 Arizona Tax Tables X and Y

Full-Year Residents:

If your taxable income is less than \$50,000, you may use the Optional Tax Tables or Tax Tables X and Y to figure your tax. If your taxable income is \$50,000 or more, you must use Tax Tables X and Y to figure your tax.

NOTE: *If your taxable income is \$50,000 or more, you cannot use Form 140EZ or Form 140A to file your tax return. In this case, you must file using Form 140.*

All Part-Year Residents (filing Form 140PY) and Nonresidents (filing Form 140NR):

You must use Tax Tables X and Y to figure your tax.

Table X

Use Table X if Your Filing Status is Single or Married Filing Separate

| Taxable Income | | column (c) Taxable Income in excess of column (a) | X | column (d) Tax Rate | + | column (e) Tax on the amount in column (a) |
|-----------------------|----------------------------|---|---|------------------------|---|---|
| column (a) Is over | column (b) But not over | | | | | |
| \$0 | \$28,653 | (Taxable income minus \$0) | X | 2.55% | + | \$0 |
| \$28,653 | | (Taxable income minus \$28,653) | X | 2.98% | + | \$731 |

Table Y

Use Table Y if Your Filing Status is Married Filing Joint or Head of Household

| Taxable Income | | column (c) Taxable Income in excess of column (a) | X | column (d) Tax Rate | + | column (e) Tax on the amount in column (a) |
|-----------------------|----------------------------|---|---|------------------------|---|---|
| column (a) Is over | column (b) But not over | | | | | |
| \$0 | \$57,305 | (Taxable income minus \$0) | X | 2.55% | + | \$0 |
| \$57,305 | | (Taxable income minus \$57,305) | X | 2.98% | + | \$1,461 |

Tax Credits Available

Over 100,000 eligible Arizona families failed to receive thousands of dollars in tax credits because they did not file a tax return. **You may qualify for these special credits when you file your state and federal taxes.**

| Tax Year 2022 Federal Earned Income Tax Credit Eligibility Table | | |
|--|----------------------------|----------------|
| Number of Qualifying Children | Earned Income (less than) | Maximum Credit |
| 0* | \$16,480 (\$22,610 if MFJ) | \$560 |
| 1 | \$43,492 (\$49,622 if MFJ) | \$3,733 |
| 2 | \$49,399 (\$55,529 if MFJ) | \$6,164 |
| 3 or more | \$53,057 (\$59,187 if MFJ) | \$6,935 |

*your age 25 - 64

MFJ = Married Filed Jointly

| Tax Year 2022 Federal Child Tax Credit Eligibility Table | |
|--|--|
| Qualifications | Maximum Credit Amount Per Qualifying Child |
| Children under the age of 17 years at the end of the 2022 tax year | \$2,000 per child |

Parents and children must have Social Security Number or ITIN (Individual Taxpayer Identification Number) to claim credit.

| Do you qualify for the Arizona Family Tax Credit and/or Dependent Tax Credit? |
|---|
| To determine if you qualify to claim the Arizona Family Tax Credit and/or the Dependent Tax Credit, see the instructions for Forms 140, 140A, 140EZ and 140PY. Nonresidents filing Form 140NR cannot claim the Arizona Family Tax Credit but you may still qualify to claim the Dependent Tax Credit. |

| Arizona Increased Excise Tax Credit Eligibility Table | |
|--|---------------------------|
| Qualifications | Income |
| Eligibility depends on Arizona residency and filing status | \$25,000 or less per year |

| |
|--|
| <p>To Qualify!</p> <p>You must file your state and federal taxes</p> |
| <p>How To File!</p> <p>Get your taxes prepared FREE at one of the community tax assistance sites. The sites will also e-file your taxes; that means a FREE FAST REFUND.</p> |
| <p>Where To File!</p> <p>For locations call2-1-1 within Arizona From anywhere (877) 211-8661 TDD/TTY AZ Relay..... 7-1-1 or (800) 367-8939 Website: www.211arizona.org</p> |
| <p>Earn it! Keep it! Save it!</p> <ul style="list-style-type: none"> • Save for a House • Save for a Car • Save for a College Education |

You may qualify to file your federal and Arizona individual income returns for FREE!!



Go to our website at www.azdor.gov and click on E-file Your Taxes for Free found in the Individual box.

Be sure to use www.azdor.gov to access your preferred software vendor to ensure free filing for your federal and state returns.

Do-It-Yourself with fillable forms.

The state of Arizona may be holding money that you have forgotten about, lost or never knew you had!



Arizona wants to reunite you with your unclaimed, lost or forgotten assets.

- Uncashed payroll, dividend or cashier's checks
- Stocks, mutual fund accounts, bonds
- Bank accounts and safe deposit box contents
- Insurance proceeds
- Court deposits, trust funds, escrow accounts

To find out if we have unclaimed property for you visit our web site www.azdor.gov/unclaimed-property

State of Arizona Unclaimed Property Unit, (602) 364-0380 Toll Free 1-877-492-9957

Before using paper, E-File and select the Direct Deposit option for a faster refund!



Free federal and state tax preparation for taxpayers who are:

- Elderly
- Americans with disabilities
- Low income

For locations, call 211 or go to www.211arizona.org



Arizona

DO YOU QUALIFY FOR AN ARIZONA TAX CREDIT?

You may claim the INCREASED EXCISE TAX CREDIT if:

- you are an Arizona resident
- you are not claimed as a dependent by any other taxpayer
- your federal adjusted gross income was \$ 25,000 or less (\$12,500 if single)
- you were not sentenced for at least 60 days of 2022 to a county, state or federal prison

Up to
\$100
per household

PREPARING YOUR RETURN

- Ensure all the necessary lines, amounts, and forms are filled out properly. Check to make sure that calculations on your return are correct as a math error can cause delays in processing your return.
- Double check spelling of names. Avoid using two different names.
- Make sure that you legibly write your complete 9-digit Social Security Number (SSN) on your return. Without proper identification, the Arizona Department of Revenue (ADOR) is unable to process the return.
- Write clearly or use fillable forms. Handwriting can easily be mistaken and mis-typed into ADOR systems.
- Enter your routing number or account number correctly in all appropriate boxes. You are responsible for this information.
- Send payment with the correct return. Send the Arizona Department of Revenue payments with the state return to ADOR and the IRS payment with the federal return to the IRS. The IRS is the federal government entity and ADOR is the state government. The IRS will not process your state return for ADOR. IRS will likely process checks paid to ADOR into the federal account, but will not transfer to the state account.
- If you are filing a joint return, enter the SSNs in the same order every year.

SUBMITTING YOUR RETURN

- Sign and date the return.
- Do not staple any items to the return.
- Make sure you use correct postage on the envelope.
- Ensure all pages are sent in together as ADOR will not process partial returns.
- Include your check or money order with your return. Please do not send cash.
- Include a voucher with the payment if not sending it with the return. ADOR spends time researching and connecting the payment to an account if no return or voucher is included delaying the return process.
- All envelopes should be addressed to Arizona Department of Revenue then add the PO Box for the area you wish to reach.
- By law, ADOR must offset any refunds to certain government agencies that have a claim against you. If you received a letter informing you of the offset, please contact the agency listed in the letter.
- Please allow 8-10 weeks for processing. Do not resubmit a return or submit an electronic payment if you mailed a paper check.
- Payments are one of the last items to be processed. The postmark date is used to determine if income payments and returns are timely.

CONTENTS 140

CREDITS

| | |
|---|----|
| Credits from Form 301 | 41 |
| Family income tax credit | 40 |
| Increased excise tax credit ... | 43 |
| Property tax credit..... | 43 |
| Credit for taxes paid to another state or country | 41 |

DEDUCTIONS

| | |
|---------------------------|----|
| Itemized deductions | 24 |
| Standard deduction | 24 |

EXEMPTIONS

| | |
|--|--------|
| Age 65 or older..... | 10, 23 |
| Blind..... | 10, 23 |
| Dependents..... | 11 |
| Qualifying parents and grandparents..... | 10, 24 |

FILING INFORMATION

| | |
|------------------------------|----|
| Do you have to file | 5 |
| Estimated tax..... | 8 |
| Filing extensions..... | 7 |
| Penalties and interest | 7 |
| When to file..... | 7 |
| Mailing your return | 47 |

FILING STATUS

| | |
|---------------------------|---|
| All filing statuses | 9 |
|---------------------------|---|

INCOME

| | |
|------------------------------------|----|
| Additions to income | 12 |
| Federal adjusted gross income..... | 12 |
| Subtractions from income.... | 16 |

TAX TABLES

| | |
|--------------------------|----|
| Optional tax tables..... | 51 |
| Tables X and Y | 57 |

QUICK AND EASY ACCESS TO TAX HELP AND FORMS

PERSONAL COMPUTER

Access all the information you need online at www.azdor.gov, including:



- Forms and Instructions
- Publications
- Tax Rulings and Procedures
- Other General Tax Information



PHONE

Phoenix..... (602) 255-3381
 Toll-free from area codes 520 and 928..... (800) 352-4090

Reasonable accommodations for any person with a disability can be made.

WALK-IN SERVICE

You may get forms and information at our Phoenix and Tucson offices. To continue to protect the health and safety of our customers ADOR's in-person lobby services are by appointment only.



Visit azdor.gov for taxpayer support services that may be accessed by phone or computer.

We have offices at the following locations:

Phoenix
 1600 West Monroe Street
 Phoenix, AZ 85007

Tucson
 400 West Congress Street
 Tucson, AZ 85701

Forms Only:
Mesa
 55 North Center Street
 Mesa, AZ 85201

Did You Know?

When you use tax software all the hard work is done for you! The software:

- Calculates Tax
- Does the Math
- Selects Forms and Schedules
- Makes Complex Returns Simple
- Checks for Errors Before You File
- E-Files the IRS and AZ Returns at the same time
- Gives Proof of E-Filing
- Free E-File available for those who qualify

Before using paper, E-File and select the Direct Deposit option for a faster refund!